

THE CIRCLE OF LIFE

BY
LE PHAN QUOC

**A thesis submitted in partial fulfillment of the requirements for
the degree of Master of Fine Arts Program in Visual Arts
at Mahasarakham University**

October 2012

All rights reserved by Mahasarakham University

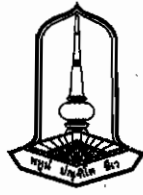
THE CIRCLE OF LIFE

BY
LE PHAN QUOC

**A thesis submitted in partial fulfillment of the requirements for
the degree of Master of Fine Arts Program in Visual Arts
at Mahasarakham University**

October 2012

All rights reserved by Mahasarakham University



The examining committee has unanimously approved this thesis, submitted by Mr. Le Phan Quoc, as a partial fulfillment of the requirements for the Master of Fine Arts Program in Visual Arts at Mahasarakham University.

Examining Committee

Nonthivathn Chandhanaphalin Chairman

(Mr. Nonthivathn Chandhanaphalin) (Faculty graduate committee)

Vuthipong Roadkasamsri Committee

(Dr. Vuthipong Roadkasamsri) (Advisor)

B. Chum Committee

(Assoc. Prof. Boontan Chettasurat) (Co-advisor)

Vichoke Mukdamanee Committee

(Prof. Vichoke Mukdamanee) (External expert)

Mahasarakham University has granted approval to accept this thesis as a partial fulfillment of the requirements for the Master of Fine Arts Program in Visual Arts.

Peerapong Sensai

(Asst. Prof. Peerapong Sensai)

Dean of the Faculty of
Fine and Applied Arts

N. Tan

(Assoc. Prof. Dr. Nathanon Trachoo)

Acting Dean of the Faculty of
Graduate Studies

.....October 28,.....2012

ACKNOWLEDGEMENTS

The thesis “the circle of life” would not have been accomplished if without the help from several people. First of all, I would like to express our most sincere appreciation to the Royal Thai Government for its sponsorship and support provided to our course. I would like to thank Professor Nonthivathn Chandhanaphalin, Dr. Phan Thanh Binh and the executive board of Rector of Hue College of Arts – Hue University for the implementation of the education cooperation project so that we are able to participate in our courses.

It is fortunate enough for us to have the opportunity to get to know many lecturers and friends from The Faculty of Fine and Applied Arts as well as others during our study. I would like to thank them all for their great assistance.

I would also like to thank advisor Dr. Vuthipong Roadkasamsri and Co-advisor Assoc. Prof. Boontan Chettasurat who has provided me with professional supervision throughout my creating process.

I am deeply indebted to my family who gave their guidance, help and support academic success.

Le Phan Quoc

TITLE	The circle of life		
AUTHOR	Mr. Le Phan Quoc		
ADVISORS	Dr. Vuthipong Roadkasamsri and Assoc. Prof. Boontan Chattasurat		
DEGREE	M.F.A.	MAJOR	Visual Arts
UNIVERSITY	Maharakham University	DATE	2012

ABSTRACT

This visual arts creation thesis, circle of life was received from I still think about the moment of fallen leaves this moment that never come back, it's limited as a man full philosophy of life. Because of this significance has brought to my main inspiration in creative works, feel the silent sacrifice and noble spirit and beauty of each leaf. I try to express the beauty of nature through my works and contribute to their voice. Leaf brought a new life, eternal life and as a message to the viewers and moral philosophy to people in our lives. The concept of this creation was “circle of life” the subject meaningful identity string for human life and I have felt it through every leaf, with purpose of creating the work of fallen leaves fall not only describe the majestic beauty of nature that speaks my own mood on the survival of these organisms in the natural world influenced the philosophy and ethics of human life. I feel each leaf itself was a work of the creator. From the shape, gliding strokes, jagged lines, colors and natural beauty of the extremely rich had formed in me the idea of this topic and determined to make art style semi-natural to build abstract imagery in my works for the purpose of prettified for the soul leaves the lofty and noble sacrifice, help viewers feel more meaningful to the additional objects around the our lives.

The data were collected and divided into four groups in this study which were: primary inspiration, documentary data, and influence creative work presses by Miss Somboon Phoungdorkmai - Thailand and data of the creation experiments. Then the creation was originated follow the processes: doing completely sketches, and then involving to work with material oil technique applied on the canvas and materials such as old newspapers, crumpled plastic.

This creation was the new finding which has personality of the creator. The creation results discovered that the success gave an expression. Throughout my learning process, I myself have pursued the subject and the work is created by a subject without major changes so that give me so many advantages in exploring development in accordance with the concept, purpose and scope of innovation has been raised in the subject should be at each stage of development are obvious, works have gradually come into more specific content and look deeper, made semi-abstract style expression to the passing away to be reincarnation of the leaves, the loss of and noble sacrifice. With Materials such as old paper plastic to create many layers and give the feeling of dry and thin of leaf. For the purpose of expressing the regeneration to create a new life and to describe the image of the faded leaves in the fallen moment. All of them are shown on the silent separation and noble sacrifice to bring ground a new life that more beautiful.

TABLE OF CONTENTS

Chapter	Page
I INTRODUCTION	1
Primary Inspiration	1
Concept	2
Purpose of Creation	2
Scope Creation	3
Operation of the Creation	4
Definition of Terms	7
II LITERATURE REVIEW AND CONCEPTUAL FRAMEWORK	8
Source of Inspiration	8
Documentary Data	15
Influence from creative work	15
Fine Arts Experiments	26
Conceptual Framework	33
III RESEARCH METHODOLOGY	34
Sketches	34
Material and Equipment	45
Work Creation	47
IV RESULTS	71
Work Before Thesis	71
Thesis Works	79

Chapter	Page
V CONCLUSION DISCUSSION AND RECOMMENDATION	86
Conclusion	86
Discussion	87
Recommendation	88
BIBLIOGRAPHY	90
VITA	92

LIST OF FIGURES

Figure	Page
1 Nature photo	9
2 Nature photo	10
3 Nature photo	11
4 Nature photo	12
5 Nature photo	13
6 Nature photo	14
7 Artist : Somboom Phoungdorkmai-Thailand, Title : Nature	17
8 Artist : Somboom Phoungdorkmai-Thailand, Title : Nature	18
9 Artist : Somboom Phoungdorkmai-Thailand, Title : Nature	19
10 Artist : Somboom Phoungdorkmai-Thailand, Title : Nature	20
11 Artist : Somboom Phoungdorkmai-Thailand, Title : Nature	21
12 Artist : Somboom Phoungdorkmai-Thailand, Title : Nature	22
13 Artist : Nguyen Ba Muu-Vietnam, Title : Hanoi old town	23
14 Artist : Nguyen Ba Muu-Vietnam, Title : Village gate	24
15 Artist : Nguyen Ba Muu-Vietnam, Title : Variation in composition	25
16 Attempt to dilute the color of fabric, put up colored paper	27
17 Attempt to dilute the color of fabric, put up colored paper	28
18 Attempt to dilute the colors, put up a notice using color	29
19 Attempt to dilute the colors, put up a notice using color	30
20 Continuing to use coat color dilution second and put up plastic use to create larger patterns	31
21 Continuing to use coat color dilution second and put up plastic use to create larger patterns	32
22 Step 1 : Find the actual image	34
23 Step 2 : Outline lines and pattern	35
24 Step 2 : Outline lines and pattern	36
25 Step 3 : Make outline by black and white	37

Figure	Page
26 Step 3 : Make outline by black and white	38
27 Step 3 : Make outline by black and white	39
28 Step 3 : Make outline by black and white	40
29 Step 4 : Make color outline and select	41
30 Step 4 : Make color outline and select	42
31 Step 4 : Make color outline and select	43
32 Step 4 : Make color outline and select	44
33 Material and Equipment	45
34 Material and Equipment	46
35 Material and Equipment	46
36 Outline selection process	47
37 Outline selection process	48
38 Outline selection process	49
39 Outline selection process	50
40 Select color outline	51
41 Outline on cloth	52
42 Create color	53
43 Stamping color to make details	54
44 Stamping color to make details	55
45 Develop and select details	56
46 Complete work	57
47 Title : Circle of life, Technique : Acrylic	58
48 Title : Circle of life, Technique : Acrylic	59
49 Title : Circle of life, Technique : Acrylic	60
50 Title : Winter, Technique : Acrylic	61
51 Title : Spring coming, Technique : Acrylic	62
52 Title : Circle of life, Technique : Acrylic	63
53 Title : Last season, Technique : Embossed paper	64

Figure		Page
54	Title : Circle of life, Technique : Acrylic	65
55	Title : Spring coming 2, Technique : Acrylic	66
56	Title : Circle of life, Technique : Reliet	67
57	Title : Circle of life, Technique : Acrylic	68
58	Title : Circle of life, Technique : Oil color	69
59	Work before thesis phase 1, Title : Circle of life	73
60	Work before thesis phase 1, Title : Circle of life	74
61	Work before thesis phase 2, Title : Circle of life	76
62	Work before thesis phase 2, Title : Circle of life	77
63	Work before thesis phase 2, Title : Circle of life	78
64	Thesis work phase 1, Title : Circle of life	80
65	Thesis work phase 1, Title : Circle of life	81
66	Thesis work phase 2, Title : Circle of life	83
67	Thesis work phase 2, Title : Circle of life	84

CHAPTER I

INTRODUCTION

Primary Inspiration

The fallen leaf moment is the intersectional season with the tumult of sound, nature's beauty, preparation for a new green life-form full of sap, growth. This moment stirs the human mood. I think that the fallen leaf moment will not happen again, it is like human limit life full of philosophy and outlook of life. A leaf itself is a work of the Creator and from the shape, the gliding, the serration and its natural color give me a vibration, emotion before nature's beauty and strange quietness. This sight reminds the lost, separation, ..and it is nature's rule so I think that human beings like these leaves and this thing forms in me a true emotion to create works through the fallen leaf's image as sympathy and sharing.

Seeing the falling leaves, I feel sad and deeply understand the goodness of life. Each of us, just as those leaves, although we have lived, worked with passion and enthusiasm, wasted time every day, been apathetic, worried ourselves and others, at last we will come back to our homeland, to our ancestors like those leaves. From this meaning, it gives me the inspiration to create my works. I feel the silent sacrifice and noble soul in each leaf. So I try to present nature's beauty in my works and I would like to contribute my voice by my true emotion to show its beauty as well as expressing my feeling of expecting to bring it a new life and send a message to viewers about ethics and philosophy of our life.

From such reasons, so that became the initial inspiration in the creation (creation) of the artwork. To show the significance of the life cycle of a leaf as well as human.

Concept

My teacher said to me that when a leaf fell, it would go on to be an organic substance to nurture trees. After several months, it will become green leaves so I understand that and do not regret when seeing the fallen leaves. The yellow leaves fall and when the summer comes, green leaves will grow. Seeing the yellow fallen leaves I feel that the green leaves are hidden in them, adding a few conditions such as time, climate, sun ...these green leaves will grow. So from that, I am surprised and recognise that human beings like it. We are born with a certain task and effort to complete it and each of us has a potential ability, but the important thing is that if we recognise it.

The sigh around also has a soul and mood, it gives us ideas that cannot be ignored. Each leaf is like a soul, fate, character. Some leaves seem to be in a rush to fall to turn back home and not regret any thing, however, some leaves bend with the wind to enjoy the last minutes as living, existing in this life. Although they regret or keep that moment at last they will come back to their homeland, to their source. Seeing fallen leaves reminds me of the saying: “ The fallen leaves come back to their homeland”. Leaves leave tree falling on the ground, it makes me think about the human’s fate, and consider our life as the fallen leaves. Moreover, the small dry leaves contain abundant art concept, the hot color spots. The veins of the leaf are plain and blend together in harmony and precisely. It is like a work or gift of nature. I love leaves because they will be the fire spots to warm the ground during frosty winter; furthermore, leaves contain the endless vitality and call spring. Like nature’s rule, leaves fall to begin a new life. Seeing falling leaves, they give me a strong emotion and inspiration to create my own works by the yellow leaves falling on the ground.

Purpose of Creation

1. Circle of life is a meaningful topic for our life and I feel it deeply through each leaf. The purpose of created works of yellow fallen leaves is not only to present nature’s impressive beauty but the importance is to express my mood about ethics and philosophy of our life. And we cannot avoid the born and dead rule like these leaves.

When leaves cover the forest with green, we know that at that time they are full of vitality, and nurture this globe. Leaves bring oxygen to the atmosphere, so every day we can see the sun. It is gratifying that they leave a precious gift for our planet before giving up this life. As time passes slowly, these leaves become faded and fall. Fallen leaves will come back to the homeland, returning to the place where they grew. For humans, when we are born, grow, and anywhere, as we are old, always expect to come back to our native soil, our fatherland. Hence, I would like to choose this topic to send my thought through leaves.

2. I feel that each leaf has its beauty such as the shape, the gliding, the serration and its natural color. When I was going on my way, I looked at the fallen leaves with different kinds of color and looked back on the human's life and decided to create works following semi-abstract to form an image in my works.

Scope of creation

1. Content

My fallen leaves work with overlapping leaves present the intersectional season, natural vitality, human beings and life. It is the combination of love of nature and art. The supple and soft leaves are falling slowly, it looks like not giving up its life. However, it is proud of having a meaningful life, it embellishes ground by beautiful leaves of spring full of flowers, and it is a born and dead rule.

2. Form

Fallen leaves on the ground speak secrets, each leaf is a work of art. The uniqueness is not only the specific shape but also the creation of nature. Although the leaves fell, they are still covered with red, yellow, brown... The veins of the leaf are plain and blend together in harmony and precisely, a work of nature. It embellishes all over the ground even a small corner. With different kinds of leaves, it presents a different uniqueness. From that, I create my works in thin, plain, precise, dry.. with faded colors in a quiet space like containing people's sad mood.

3. Technique

The paintings are made by using diluted oil colors to paint on cloth with different darkness lightness and old paper, plastic to create a fanciful space , plastic and then cover the wet painting to make leaf veins with different lines. I use a small brush to paint leaf layers and small details on the color ground. The leaves, when it appears obvious, gradually fade and create a fanciful, soft space as they are moving and talking to the ground. With the specific shapes, simple colors will make the light vibration of the leaf layers and at the same time it contains sadness with the nature's mark about the survival rule.

Operation of the creation

1. Data collection

1.1 Source of Inspiration

From the inspiration of nature in reality with the fallen leaves under the trees or in the park, streets. The leaf images with various colors moving on the ground that stir man's mood before the intersection season moment.

1.2 Documentary data

Collect newspapers about leaves, the environment and poems, songs written about leaves. Reference books on Eastern philosophy, life, world outlook. Collect from website pages.

1.3 Influence from creative work

1.3.1 The first collected mainly from nature.

1.3.2 The art works on leaf to collate and compare.

1.3.3 Listening to the songs about leaves to take inspiration and create works.

1.3.4 Reading poems, stories related to fallen leaves.

1.3.5 Finding articles, images on website pages.

1.4 Fine arts experiments

1.4.1 Collect the different kinds of fallen leaves with various colors to make the fact basis for creation.

1.4.2 Face stretch in details of each leaf and take photo the fallen leaves.

1.4.3 Finding old papers, plastic crumple it and spray water lightly to easily create veins of dry leaves.

2. Data analysis

2.1 Analysis for clarity of story, theme and concept

In this world, the leaf plays a very important role for all creatures' life, it is a part of a vascular plant with photosynthetic function, storing nutrients, water, evaporating water as well as attending to the process of taking water and mineral substances through roots. External shape of the leaf is important for expressing plant characteristics, and having meaning in science, manufacturing. Leaf plays important role in the philosophy of plant life, the main organ to transfer solar energy to chemical energy in order to adapt environment, hence, it has formed in different shapes and sizes such as: serrated edges sharp leaves, needle-shaped leaves, raw-shaped leaves...these leaves show nature's majestic beauty.

For art, leaf is considered as a "character", the yellow fallen leaves stir man's mood and move artists, poets. Many poets, writers have become famous for expressing their strong emotion through the yellow fallen leaves. A lot of stories have been written on the leaf's destiny like man's fate that stirs thousands of hearts around the world.

To me, each leaf contains a soul, a strong vitality and when I see the fallen leaves, I feel that they are happy in the wind although they are in a sad mood due to nearly giving this life to come back to the homeland. But spring comes, they will be happy again with beautiful colors, full strong vitality, hope,Leaf or any creatures cannot avoid nature's rule, for this reason, I think that each leaf is like a person, Human life is not endless, a second goes by that cannot come back. This is the important spot for me to have strong emotion of my creation and I would like to send a message that love is the silent sacrifice, giving is better than taking so we try our best to live well, we will find happiness and understanding of the meaning of love.

2.2 Analysis for form and symbols

Each leaf has its own beauty, when it is fresh green, it is full of vitality but after finishing this task, it gradually fades and falls. Many fallen leaves are still covered with different colors such as: yellow, red, brown,...or some leaves with veins look like old people, however, some with green seem to keep their life... these things make a meaningful painting that expresses the silent sacrifice but it always incubates an eternal vitality as spring comes and it follows nature's rule. From this, it helps me to form my own character in work creation. By drawing a lot of colors that express faded space with abstract character.

2.3 Analysis for techniques

With the idea to create works on fallen leaves, I always find and combine the techniques in painting on cloth. However, with a simple technique: flat paint, graphics, it takes much time to paint the leaf layers. For this reason, I do research on old papers, plastic to make colors so it helps me to save time and gives viewers emotion.

3. Creation of works

3.1 Making sketches

Finding leaves with different shapes to face pattern and take a photo and then analyze by photoshop, overview images with lines and at the same time create layouts in accordance with the purpose and continue stretching colors and then print to select pattern.

3.2 Creation of works

Base on the sketch, using pencil to divide sketch on cloth, then using diluted oil colors draw on divided sketches, next using crumpled old papers as it is wet to create leaf veins, lines for the first layer. When the first layer is dry, we use dark colors to make the second colors and repeat, we will stop until it has the deep space. Finally, using the dark colors to cover, then soft plastic to create the deepest layer and make the decomposing leaf layer. And then, we observe carefully and using small brush to analyze leaf layers, leaf details.

4. Stages of disseminating works

4.1 Disseminating works in the form of exhibition.

4.2 Writing documents in supplement to creation.

4.3 The article of thesis should publish full paper in journal or international conference.

Definition of Terms

1. Stamping color : This technique uses crumpled old papers covering the cloth while it is wet, several colors stain on paper, then take out the remaining colors on the cloth, this will give us the leaf pattern. The fallen leaves come back to their homeland : This saying is explained like this: that although the people live far from home, when they grow old they will return to their native land, their ancestors.

2. The circle of life : The process of dying away of the leaves to be reincarnated into a new life.

CHAPTER II

LITERATURE REVIEW AND CONCEPTUAL FRAMEWORK

According to the purposes of the creation, this thesis study focuses on “Circle of life”. To support the study purpose, the framework of process is selected accordingly. This chapter reviews related literature, covering the following topics :

1. Source of Inspiration
2. Documentary data
3. Influence from creative work
4. Fine arts experiments
5. Conceptual Framework

Source of Inspiration

Our planet is covered with oxygen. This environment helps human beings to exist; only some of us know its silent sacrifice. A leaf spent the born-dead circle. Life is a hard-working chain of collecting fresh green, until old, we have to give up this life like nature’s rule. The proud thing is that a leaf brings a precious gift for life such as beautiful landscape, organic substance ...Seeing the fallen leaves, I consider it as the limited life of humans. Specially, in the intersection season moment with various colors yellow, brown, red...gradually falling on the ground and attracting the human beings as well as creating strange emotion.



Figure 1 Nature photos



Figure 2 Nature photos



Figure 3 Nature photos



Figure 4 Nature photos



Figure 5 Nature photos



Figure 6 Nature photos

Documentary data

1. Step1

In process of forming ideas, the first thing, I directly see the fallen leaves in nature to feel and have inspiration, at the same time take a photo to have data for analysing. Besides, I also find and do research with other documents: papers, articles, web pages, Eastern philosophy books, world outlook books.

Listening to songs about leaves for having inspiration to create works such as : Street in the afternoon with fallen leaves by Pham Duy (Vietnamese, composed in 1958, the faded autumn leaf by Trinh Cong Son – Vietnamese - composed in 19..) Reading poems, stories relate to the fallen leaves “the last leaf”- writer O Henry – French, in 1907, “ the sound of Autumn” by Luu Trong Lu- Vietnamese, in 1939 Collecting Picture art engrafts salvia.

2. Step 2

As we know, the yellow leaves fall is the phenomenon of the law of nature with the impressive intersection season moment and it is time for old leaves leaving their life to nurture the next generation. I have seen many fallen leaf seasons and feel sadness as leaving the tree. For this reason, I am continuously urged to learn and share with the leaf by artistic vision. One thing that deserves me to proud is that I have formed the fallen leaf works with my true emotion combined with suitable techniques to show the meaning of life to human beings.

To implement this idea, I used the waste materials and with purpose to keep the environment clean. Otherwise, these materials are used to create colors and have the different shapes, spaces as the purpose.

Influence from creative work

Through the stories, articles... on web pages on leaves, the great influence for me is that the artists have created works on leaves. Before, the works on leaves have been created with different forms, by many artists in the world, but most Southeast

Asian artists had succeeded in this topic. Artist Somboon Phoungdorkmai - Thailand is one of the artists who have a passion for works of flower, leaf and this moves me in front of nature's perfect beauty. However, her works only express the realistic style of flower, leaf and most of the works, she arranges a layout in accordance with her intention in the drawing room before creating works. This may decrease the feeling so that viewers only feel nature's pure beauty.

Some paintings were created by cutting a dry leaf or drawing on a leaf like artists from China, Japan, India, and Vietnam. We can say that the paintings on leaf are a new, unique of art. By using leaf to make materials, it brings the interesting emotion for viewers. Before Vietnam, works on leaf appeared in Japan, China, and India with different forms: Paintings were made by cutting, stamping dry leaf or using colors to paint on leaf. In India and China, paintings are made by drawing on several leaves. This method, leaf plays the role of replacing drawing paper; artists create works also using colors to complete paintings. A weak basic point is that when drawing on the leaf, its size is limited, hence, it limits artists' creation ability.

A weak basic point is that when drawing on the leaf, its size is limited, hence, it limits the artists' creation ability, specially, paintings with a big size. In Vietnamese leaf works, a leaf has colors to make paintings. If viewers admire the elaborate and meticulous in every detail of each Japanese leaf work, otherwise, due to the limit of colors, the main color is faded brown so the viewers will feel sad and gloomy.

For Vietnamese, leaf work is a new and unique art; it is shown by finding new materials. Artists use a lot of colors which are suitable for decorating space, leaf works are made by manual method so that it matches for artists with patience and a love of art. To complete a painting, artists have to spend a lot hours and days. If other works require the repeat forming, leaf works make artists not be bored in forming the painting. Even though, when artists choose the same topic of a leaf, they maybe have a work different from others such as details, colors on the paintings.

I, however, use a leaf to make paintings that can bring rustic and pure beauty of nature they also contain a meaningful life after leaving. For this reason, I have wondered and decided to create dry leaf works by a semi-abstract method and found new materials whilst doing research and learning the process. By using dry leaf work as my main topic, I always find an idea for myself and expect to bring a new breath to art.



Figure 7 Artist : Somboon Phoungdorkmai – Thailand

Title : Nature

Size : 60 x 80 cm.

Techniques : Water color



Figure 8 Artist : Somboon Phoungdorkmai – Thailand

Title : Nature

Size : 60 x 80 cm.

Techniques : Water color



Figure 9 Artist : Somboon Phoungdorkmai -Thailand

Title : Nature

Size : 60 x 80 cm.

Techniques : Water color



Figure 10 Artist : Somboon Phoungdorkmai – Thailand

Title : Nature

Size : 40 x 65 cm.

Techniques : Water color




Figure 11 Artist : Somboon Phoungdorkmai – Thailand

Title : Nature

Size : 40 x 65 cm.

Techniques : Water color



Figure 12 Artist : Somboon Phoungdorkmai – Thailand

Title : Nature

Size : 40 x 65 cm.

Techniques : Water color



Figure 13 Artist : Nguyen Ba Muu – Vietnamese

Title : Hanoi old town

Size : 80 x 100 cm.

Techniques : Leaves



Figure 14 Artist : Nguyen Ba Muu – Vietnamese

Title : Village gate

Size : 80 x 100 cm.

Techniques : Leaves



Figure 15 Artist : Nguyen Ba Muu – Vietnamese

Title : Variation in composition

Size : 60 x 80 cm.

Techniques : Leaves

Fine arts experiments

At the beginning, when I was at college, I only created works in acrylic, after that I found other methods to shorten the time of creating the work, and found the quality of old paper, plastic. Using crumpled old paper, plastic on wet color will play an important role in the effectiveness of dry leaf works. Using crumpled old paper with different color, stamping techniques (wet or dry crumpled old paper) will reach different effectiveness with any materials. For different old papers, when stamping colors will make the smooth lines of the leaf and smaller than plastic. Two materials are suitable for me during making dry leaf details. Due to understanding the quality of crumpled old paper, plastic, I usually use it during created works.

From the past, lacquer, oil painting and acrylic contain their own characteristics. Lacquer and oil painting are more popular than acrylic. In the past, acrylic works were with applied decoration. Now, however, acrylic is attractive, an impressive expression.....and a source of inspiration for many artists because it has no limit. Topics, ideas of the traditional or contemporary can be found sublimely. But during creation, I see that acrylic quickly dries hence, as I stamping colors I do it quickly and my emotion cannot last for long time. Besides, although color is deep and pure, it is easy faded by time and easy to scratch when moving.

For an oil painting which dries slowly, color is brought, shiny and waterproof, an ability for the expression of color, light, space are sustainable and can withstand time. From that, I use it as the main substance in my works, it gives me a long time to keep the emotion so that the stamping color process, arranging the pattern are more complete and one important thing, I have time to form my idea.

By using wet crumpled paper in my works on dry leaf, to be successful it depends on emotion and dexterity of hands, sharp eyesight. The first important step is location to observe the object and focusing on details on the ground to form leaf shapes using a small brush. And with memory during observation, I draw the fallen leaf in accordance with my true emotion.



Figure 16 Attempt to dilute the color of fabric, put up colored paper



Figure 17 Attempt to dilute the color of fabric, put up colored paper



Figure 18 Attempt to dilute the colors, put up a notice using color



Figure 19 Attempt to dilute the colors, put up a notice using color



Figure 20 Continuing to use coat color dilution second and put up plastic used to create larger patterns



Figure 21 Continuing to use coat color dilution second and put up plastic used to create larger patterns

I use diluted colors to paint on cloth and use crumpled old paper to stamp details. Painting diluted colors will create spreading colors and I use crumpled plastic to make larger details.

Conceptual Framework

1. Idea, Concept

Nature gives me emotion and a meaning to life, a small leaf is brave and faced with all challenges of nature and after completing this task, they fall to the ground and blend with wind to come back to their homeland where they were born. Like a leaf, human beings, we sometimes cope with challenges and have our own way. Life is limited, so we live with our heart until we come to another world and don't regret this life. Even the small or large things, we have to think carefully before choosing them, and live with our heart according to our decision. The meaning of life may come from the small, simple things, when we live slowly so that our soul can welcome good things and avoid bad things. We can recognize many good things in this life.

From this, I would like to explore the rustic factors, the dry leaf veins, as well as the smoothness of each leaf layer that contains a deep concept of life. Moreover, this helps viewers feel and share the good things in everyday life.

2. Form

The different size of leaf layers are expressed by faded yellow with warmth and coolness, and the dry leaf veins, curving lines and leaves at the composing stage. They are together as if waiting to dissolve into the ground to regenerate. That is the main images that I usually combine with a semi - abstract style to express the depth and width as well as a song, poem, something ethnic in my paintings. Although landscape paintings, I would like viewers to feel human in them.

3. Media, Techniques

My works are made by using crumpled old paper, plastic to make leaf details and deep space that helps viewers to have a rich imagine and not be bored.

4. Arts Style

My dry leaf works only express the specific of a leaf, and mainly speak the meaning of life, so I follow style the semi-abstract style.

CHAPTER III

RESEARCH METHODS

This chapter gives an outline of the study design and procedure. The procedure of the study concluded from chapter two and other frameworks which involve with Circle of life. This creation will be presented according to the following topics :

1. Sketches
2. Material and Equipment
3. Work creation

Sketches

Basing on the fact data, I carry out to outline to find lines and patterns, then outline by black and white to find color level, next print it to choose the best stretch. In the color outline process, however, I do research and analyze color ; at the same time I do a lot of outlines with different colors to compare. Finally, choose a best outline from pattern, line, color that are suitable for my emotion, purpose to take it as my completed works.



Figure 22 Step 1 : Find the actual image



Figure 23 Step 2: Outline lines and pattern



Figure 24 Step 2 : Outline lines and pattern



Figure 25 Step 3 : Make outline by black and white



Figure 26 Step 3: Make outline by black and white



Figure 27 Step 3: Make outline by black and white



Figure 28 Step 3: Make outline by black and white



Figure 29 Step 4 : Make color outline and select



Figure 30 Step 4 : Make color outline and select



Figure 31 Step 4 : Make color outline and select



Figure 32 Step 4 : Make color outline and select

Material and Equipment

To create a dry leaf work, beside using the diluted oil color and brushes with different sizes to paint on cloth, I collect crumpled old paper to stamp to make leaf details. Before stamping old paper, however, I spray a slight color oil on old paper. During stamping color, the leaf details spread and not dry or thick.

Collect large size plastic, specially, crisp slight plastic so that when we crumpled, it will have a lot of details and longer leaf veins as well as softer.

During making works, I use old paper and plastic to stamp, it will create a lot of leaf details and with many times of stamping, it will have various leaf details and different color level. Although I use one material, the details are not repeated; The details are always appeared randomly so that it will have a lot of inspiration, easy to complete works and always different. For this reason, artists are easy to have their own style.



Figure 33 Material and Equipment



Figure 34 Material and Equipment



Figure 35 Material and Equipment

Work creation

1. Works in Step1

During selecting outline to meet the purpose of having a perfect work, the first step, we have to choose a perfect outline and this is very a important factor which helps for forming works. Hence, outline converges the factor of content and form as the defined purpose. Color has to be suitable with emotion and pattern of dark, bright level, clear pattern that meets artist's purpose and easy to develop perfect works.



Figure 36 Outline selection process



Figure 37 Outline selection process



Figure 38 Outline selection process



Figure 39 Outline selection process

2. Works in Step 2

2.1 Basing on color outline, outline lines and patterns on cloth, then painting diluted color on cloth.

2.2 Using techniques from requirement: crumpled old paper and plastic, then stamping as wet to make leaf details.

2.3 After a few time (about 2 days), stamped color is dry, I use big brush to divide pattern and part as my purpose.

2.4 The next steps, I remove some unnecessary details and use small brush to analyze and separate leaf details, space, and painting some other details.

2.5 Increasing and decreasing the dark, bright level as well as painting leaf details in center area to make work perfect.

2.6 Make color on leaf with different speeding levels



Figure 40 Select color outline



Figure 41 Outline on cloth



Figure 42 Create color



Figure 43 Stamping color to make details



Figure 44 Stamping color to make details



Figure 45 Develop and select details



Figure 46 Complete work

3. Works in Step 3

During the creation process, works are made as the requirements and the instruction of instructor. Starting from selecting the best outline and basing on it to create works, using stamping color by old paper, plastic, then using small brush to define details leaf veins and lines to form bunch of dry leaf.



Figure 47 Title : Circle of life

Technique : Acrylic



Figure 48 Title : Circle of life

Technique : Acrylic



Figure 49 Title : Circle of life

Technique : Acrylic



Figure 50 Title : Winter

Technique : Acrylic



Figure 51 Title : Spring coming

Technique : Acrylic



Figure 52 Title : Circle of life
Technique : Acrylic



Figure 53 Title : Last season

Technique : Embossed paper



Figure 54 Title : Circle of life

Technique : Acrylic



Figure 55 Title : Spring coming 2

Technique : Acrylic



Figure 56 Title : Circle of life

Technique : Relief



Figure 57 Title : Circle of life

Technique : Acrylic



Figure 58 Title : Circle of life

Technique : Oil color

As we know, from the green leaves to faded leaves, they follow nature rule. Every thing is born, one day they will be destructed. Destruction for new generations grow. If destruction is the turn back, the new generation is the banning of life. We can understand conversely, the place where we turn back is the beginning of endless journey and birth place is the rotation circle of nature rule.

My works of dry leaf falling on ground to express the meaning of life, world outlook. And from that, we think of our life to live well, hence, I follow the semi-abstract style and it is suitable to choose the topic: Come back to the homeland. Using art easel with oil painting on cloth, old paper, plastic, ATM glue to stamp color that create the deep space and dry leaf details.

By using crumpled old paper, plastic is the stage giving a lot of inspiration, so that during stamping color requires carefully and very detail, because this stage forms many emotion and artists are easy to create. The details are made by paper and plastic are almost same such as line so that this technique is suitable with dry leaf creation.

The significance of life through leaf is the endless inspiration for me to pursuit the art creation. Through leaf image, I would like to give leaf a new vitality and send a message that love is the silent sacrifice, giving more than receiving and live with our love, if that we will have true love. I have done research carefully of each leaf shape and It gives me experience that: making dry leaf work, it is not simple to paint leaf, but also combine color properly, if so our work will be softer and more beautiful. It is easy to create colors for painting, but making intermediate colors and leaf details requiring to stamping color well, as well as understand the “soul” of leaf. To create leaf work, we have to know meaning of painting, where is the “soul” of painting. Beside, basing on leaf image in nature, making dry leaf works have to own style, different from other paintings , this means the second creation.

CHAPTER IV

RESULTS

This chapter intends to circle of life. The focus of this chapter is to illustrate to the results. Thus, the results of this creation are shown into the following topics :

1. Works before thesis
2. Thesis works

Works before thesis

During the learning and creative process, this is a huge development step of the self-learning, finding so that I have a lot of experience in creating works. My creation follows a certain title that gives me a deep vision to make a work including content, form and substance. My title about the natural vitality through the fallen leaves which is the title I choose to create works. With the purpose of using the fallen leaves to express the strong vitality of nature like human life. The process of nourishing and blossom from young shoots with the photosynthesis and taking nutrients from land to feed tree until leaves become old and give up their life. These fallen leaves will continue to be the nutrient to nourish the young leaves. In this world, the presence of leaves like human. Life and death is the natural rule that cannot change. And almost my works express this natural rule, it is the circle of life with various stages from forming, developing, dissolving and to be the nutrients. They are expressed by Oil and Acrylic. At the first time of learning in Thailan, I had learned some techniques so that I used Acrylic in creating my works. By using diluted Acrylic on canvas combining with technique of the crumpled soft paper and plastic, crushed wood to create the details of dry leaves. These techniques that help me to shorten time in creating works. In each stage, I can make various details closing to the shape of dry leaves on the ground. And through that expresses the silent passing away. However, with Acrylic natural color, they can give emotion, and each stage requires carefully and meticulous because of fast dry of Acrylic

and from light to dark colors, it is difficult to correct the mistake. These elements influence on my creation to make beautiful works. And when turn back to Vietnam, I have decided to use the techniques as previously. As I use Oil in my works, the forms don't change but there are more details than previously. The details on leaves with different kinds: soft, dry,Beside, because this stage I have time and convenient environment for creation so that using Oil is suitable for me. I can change the mistake many times and have a better vision. Through my learning process, I can say that my works are assessed quite good by the Council. And I would like to thank the help of instructors and the enthusiastic comments of the council has helped me get more experience and have a better vision in creating the works, the following works have been assessed by Council in each period as follows :

1. Phase 1 (1st evaluation)

1.1 Content

1.1.1 Express the fallen leaves moment as well as the death but not much development and colors, and not really go into the depth of space and time. To achieve higher efficiency, need to perform work under a semi-abstract painting style can be more meaningful to speak of the life cycle of their lives (the comments of Professor Assoc. Prof. Boontan Chettasurat)

1.1.2 Get rid of the unnecessary details to avoid story telling to achieve real works of art perfect, highlighting key express the regeneration of leaves (the comments of Asst. Prof. Satit Tesana)

1.2 Form

There are many diverse shapes of leaves and not repeated.

1.3 Technique

Using techniques that are suitable with painting of the leaves.

1.4 Problem and resolution

These works express the nature beauty and the pass away of leaves, not going to the main meaning of survival so that it should be explored to create the live and regeneration.



Figure 59 Works before thesis phase 1

Title : Circle of life

Technique : Oil color



Figure 60 Works before thesis phase 1

Title : Circle of life

Technique : Oil color

2. Phase 2 (2nd evaluation)

2.1 Content

2.1.1 The topic named “circle of life” that need to expressed the higher process of fallen and dissolved in the soil to go on being nutrients for raising the young tree. And it has to express the life and death rule, from the loss of life to create the new meaningful life (the comments of Assoc. Prof. Nonthivathn Chandhanaphalin)

2.1.2 Expressing the decomposing of fallen leaves but not highlight the passing away of leaves to regenerate and need to highlight the strong vitality of nature. (the comments of Assoc. Prof. Boontan Chettasurat)

2.2 Form

The images of the leaves always change, from the fallen to dissolved process, it creates the abundance for my works and create new things to reflect the new life of nature.

2.3 Technique

Continue to using the technique to express the abundance.

2.4 Problem, resolution and progression

Not mention to the meaning of survival and the death of leaves and when they dissolve to become the nutrients for raising the young trees and I choose the semi abstract style to create new ideas and express the synchronous of the birth-death process of leaves.




Figure 61 Works before thesis phase 2

Title : Circle of life

Technique : Oil color




Figure 62 Works before thesis phase 2

Title : Circle of life

Technique : Oil color



Figure 63 Works before thesis phase 2

Title : Circle of life

Technique : Oil color

Thesis works

For me, each painting is a research. I told to myself, someday I will finish it; I will do something absolutely perfect. But when I start finishing it, it has become a different picture and I think I'll draw it again. Eventually, it will always be something else. If I color it, then I draw a new picture. " (quoted from Alexander Liberman, "Picasso", VOGUE (New York, November 1956).

Above are the words of the famous artist of the world that I have studied and used it as learning objectives in this creation, so throughout learning process I constantly strive to complete objectives set by the board and have achieved certain results. However, at this stage of learning independence in Vietnam itself was experiencing difficulties due to the instructor away so do not get regular feedback to get more experience for myself. The works for my thesis have no much development, most of it, the color is not various and not expressing the the meaning of life. And my topic "Circle of life" is agreed by the council, this is also my goal to help this is also my goal to help fulfill the work better, these works have developed and brought a lot of life concept than before. They have been done in a accordance with semi abstract with the light colors, flexible details which don't make the viewers bored and feel the life the relation between human and nature.

1. Phase 1 (1st evaluation)

1.1 Content

1.1.1 Increased light and dark to create depth of space and close the distance of the leaves, the color must move in the near and far space omitted details such as fungi, human minds to achieve better results (the comments of Asst. Prof. Satit Tesana)

1.1.2 There are good efforts, the need to express the darkness of space and depth of the work. (the comments of Mr. Pisit Huttagonvijit)

1.1.3 Should be developed in accordance with the road to the pinnacle of art that is abstract, so should not add more realism to complete the work better. . (the comments of Asst. Mr. Prasit Wichaya)

1.2 Form

Showing various shapes of leaves and the near and far to get the richness of the work.

1.3 Technique

No change

1.4 Problem and resolution

Finding its way to a higher level of abstraction in the direction and resolve light and dark colors make the space near and far for work.



Figure 64 Thesis works phase 1

Title : Circle of life

Technique : Oil color



Figure 65 Thesis works phase 1
Title : Circle of life
Technique : Oil color

2. Phase 2 (2nd evaluation)

2.1 Content

2.1.1 Should combine nature with the idea to present the work better.

2.1.2 Creating wealth for the background and then make the main ideas to create depth for the work.

2.1.3 Start implementation until completion of works should not draw too realistic, that needs idea branching process of change within the lifetime of a leaf.

“Assoc. Prof. Nonthivathn Chandhanaphalin”

2.1.4 Not necessarily branching into form my ideas that can get a certain symbol to express my ideas in the life cycle of leaves.

2.1.5 No need to draw more leaf that need refined to make better idea.

“Assoc. Prof. Wichoke Mukdamanee”

2.2 Form

No change

2.3 Technique

Very good

2.4 Problem, resolution and progression

Try to draw more and settle in bold hues to create depth of space for works.




Figure 66 Thesis works phase 2

Title : Circle of life

Technique : Oil color



Figure 67 Thesis works phase 2

Title : Circle of life

Technique : Oil color

For me the meaning of life sometimes come from a very small thing and will be great if we understand them, life and death always exists in this world that is inevitable of the natural rule that we all have to experience this rule. All creatures and phenomena have to experience the circle of life. We are like the leaf, the generations step with others to build this world. This is a significant source gave me inspiration in creating works. The sacrifice silently of each leaf that is sublime qualities that each of us need to know about it to our lives have more meaningful. With these techniques, methods that I have studied and applied quite successfully, exactly as my object. I have expressed their beauty through my works and expect to contribute my voice to express the beauty of nature. The meaning of circle life as a message to the viewers and moral philosophy of human in our life.

CHAPTER V

CONCLUSION DISCUSSION AND RECOMMENDATION

The present creation aimed to works of visual art imagery leaves fall to speak to people's lives. This chapter examines the extent to which the study problems have been resolution by the work, study and how the findings add to the existent literature. Conclusion about the creation purposes and the creation resolution are drawn based on the results findings. It will be presented according to the following topics :

1. Conclusion
2. Discussion
3. Recommendation

Conclusion

This visual arts creation thesis circle of life was received from I still think about the moment of fallen leaves this moment that never come back, it's limited as a man full philosophy of life. Because of this significance has brought to my main inspiration in creative works, feel the silent sacrifice and noble spirit and beauty of each leaf. I try to express the beauty of nature through my works and contribute to their voice. Leaf brought a new life, eternal life and as a message to the viewers and moral philosophy to people in our lives. The concept of this creation was “circle of life” the subject meaningful identity string for human life and I have felt it through every leaf, with purpose of creating the work of fallen leaves fall not only describe the majestic beauty of nature that speaks my own mood on the survival of these organisms in the natural world influenced the philosophy and ethics of human life. I feel each leaf itself was a work of the creator. From the shape, gliding strokes, jagged lines, colors and natural beauty of the extremely rich had formed in me the idea of this topic and determined to make art style semi-natural to build abstract imagery in my works for the purpose of prettified for the soul leaves the lofty and noble sacrifice, help viewers feel more meaningful to the additional objects around the our lives. The data were collected

and divided into four groups in this study which were: primary inspiration, documentary data, and influence creative work presses by Mss Somboon Phoungdorkmai- Thailan and data of the creation experiments. Then the creation was originated follow the processes: doing completely sketches, and then involving to work with material oil technique applied on the canvas and materials such as old newspapers, crumpled plastic.

This creation was the new finding which has personality of the creator. The creation results discovered that the success gave an expression. Throughout my learning process, I myself have pursued the subject and the work is created by a subject without major changes so that give me so many advantages in exploring development in accordance with the concept, purpose and scope of innovation has been raised in the subject should be at each stage of development are obvious, works have gradually come into more specific content and look deeper, made semi-abstract style expression to the passing away to be reincarnation of the leaves, the loss of and noble sacrifice. With Materials such as old paper plastic to create many layers and give the feeling of dry and thin of leaf. For the purpose of expressing the regeneration to create a new life and to describe the image of the faded leaves in the fallen moment. All of them are shown on the silent separation and noble sacrifice to bring ground a new life that more beautiful.

Discussion

The results of the creation lead to the new findings which become the originality and personality of the creator as follow :

1. Concept

My works that I have made in this time, I can say that this is the complete innovation that before. When I had not attended the Terminal Project in Advance Visual Arts course, my works only expressed the simple beauty of human and nature. However, now my works better due to using the techniques that I have learned and I have a deeper view with a certain title that expressing the loss and passing away to create a new life. Especially express the circle of life and help us to have a better view to human and society.

2. Form

The image of the leaves with the veins are gradually dissolved in to the soil, they overlap through layers to express the decomposition process and create the nutrients to raise the new trees.

3. Technique, material, and presentation (media)

Topic “circle of life” express the lofty, but it requires the carefulness of the artist. He has to highly focus to arrange the patterns, space of the painting. Using the techniques of crumpled paper, plastic that help me to have my own style different from the authors of realistic style, the various details and in each stage showing the distinct characteristics and is difficult to reconstruct the second. On the other hand, the flat style drawing technique applied color press I discovered many interesting patterns that are put out each time it met the purpose of showing this ideas and was very close to the image shape of the leaves, suitable for drawing style of dry leaves. The important thing is that It helped to shorten the time to describe the details and shapes of leaves. In the next stage, I will continue applying these techniques to perform the work with other subjects. However, successful or not are still in front of me because everything is just beginning and I always set out the criteria themselves will continue to try to find and learn more to improve the later work in the future and learn as the artist says Picasso "always looking for perfection .. For me, this always goes further and further, from this canvas to other canvas. (quoted from Gilberte Brassai, CONVERSATIONS AVEC PICASSO (Paris Gallimard, 1964)

Recommendation

For drawing the iconic theme, dry leaves combined with the technique that I have applied for the purpose of talking about the life cycle of leaves as well as people in each work and lessons can take a lot of precious experience and I can share that, much as the color from the texture in the process of using stamping technique to create patterns were dominant emotions. No less was done, I look at these patterns and relate to the other images than originally intended. Moreover, because it is difficult to distinguish each leaf pattern in multiple layers in every time drawing would be a

completely different picture. This creates the unique, individual leaves of competition and it is very convenient for those interested in drawing about nature topics on land surface and as well as on the seabed and abstract categories. However, stamping techniques to create color patterns are relatively thin, this will lead to a very thin surface color on the full scatter so after completing the picture must be stored carefully. It can be coated with a varnish to protect competition and protection against moisture, and avoid abrasive. The paintings will be beautiful forever.

BIBLIOGRAPHY

BIBLIOGRAPHY

- Alexander Liberman. (1956). Picasso. *Vogue*. New York: n.p..
- A.L.A.Zix. (1980). *Strategic study of the nature of art*. Moxkva: Art Publishing House.
- An Dang Le. (1998). *Trends of modern plastic art*. N.p.: Culture publishing House.
- Art creative angle source-intuitive*. (n.d.). [Online]. Available from: <http://4phuong.net/ebook/47472587/>.. [accessed 1 November 2011].
- Christian Zervos. (1935). Conversation avec Picasso. *Cahier d'art*. 7(10). Paris: n.p.
- Dang Ngoc Tran. (1997). *Structure of Art*. n.p.: Art publishing House.
- Poxpelov G. N. (1965). *The aesthetics and the arts*. Moxkva: MG V Publishing House.
- _____. (2007). *History of Fine Arts of the world and Vietnam*. Pham Thi Chinh: Pedagogics University Publishing House.
- Hoanh phi Nguyen. (1993). *Art and Artists*. Ho Chi Minh: Ho Chi Minh publishing House.
- Leaf and brush work Picture flower of Artist Somboon Phoungdorkmai –Thailand*. (n.d.). [Online]. Available from: <http://www.rama9art.org> [accessed 1 November 2011].
- Kagan M.X. (1976). *Art Research*. Moxkva: Art Publishing House.
- _____. (1981). *The formation of values issues*. Moxkva: Publishing House of Science.
- Nhan sinh quan. (1999). *Buddhism taken from World renewable of Chu So*. Ha noi: publishers ethnic culture.
- Picture art engrafts salvia*.(n.d.). [Online]. Available from: <http://www.vietnamplus.vn/Home/Gap-lai-cha-de-cua-dong-tranh-ghiep-hoa-la-kho/20099/16182.vnplus> [accessed 1 November 2011].
- Quan Nguyen. (1986). *Voice, image and Color*. Hanoi: Culture publishing House.
- Tieu Bach Luong Nguyen. (2005). *Modern Viet Nam art*. Hanoi: University of Hanoi fine art.
- Thao Minh Pham. (2009). *Ceremony to life*. N.p.: Publishers culture.
- Wendy Beckett. (1996). *Dictionary of Arts*. (Loc Thanh Le, Trans). N.p.: cu culture and information publishing House.

ต้นฉบับไม่ปรากฏข้อมูล

VITA

VITA

NAME	Mr. Le Phan Quoc
DATE OF BIRTH	March 25, 1973
PLACE OF BIRTH	Quang tri in province, Vietnam
ADDRESS	Fine Art pedagogy, University of Arts of Hue, Vietnam
POSITION	Lecturer
PLACE OF WORK	Fine Art pedagogy, University of Arts of Hue, Vietnam
EDUCATION	
2000	Bachelor of Art (B.A.) in Visual Art Hue University
2012	Master of Fine Arts (M.F.A.) in Visual Arts Mahasakham University