

# **THE LOTUS IMAGINATION IN SPONTANEITY**

**BY  
PHAN HAI BANG**

**A thesis submitted in partial fulfillment of the requirements for  
the degree of Master of Fine Arts Program in Visual Arts  
at Maharakham University**

**October 2012**

**All rights reserved by Maharakham University**



**THE LOTUS IMAGINATION IN SPONTANEITY**

**BY  
PHAN HAI BANG**

**A thesis submitted in partial fulfillment of the requirements for  
the degree of Master of Fine Arts Program in Visual Arts  
at Maharakham University**

**October 2012**

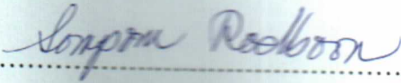
**All rights reserved by Maharakham University**




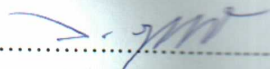


The examining committee has unanimously approved this thesis, submitted by Mr. Phan Hai Bang, as a partial fulfillment of the requirements for the Master of Fine Arts Program in Visual Arts at Maharakham University.


Examining Committee

  
 ..... Chairman  
 (Asst. Prof. Somporn Rodboon) (Faculty graduate committee)


  
 ..... Committee  
 (Asst. Prof. Apichart Saengkrai) (Advisor)


  
 ..... Committee  
 (Mr. Adisak Phupa) (Co-advisor)

  
 ..... Committee  
 (Assoc. Prof. Pongdej Chaiyakut) (External expert)

  
 ..... Committee  
 (Mr. Amrit Chusurwan) (External expert)

Maharakham University has granted approval to accept this thesis as a partial fulfillment of the requirements for the Master of Fine Arts Program in Visual Arts.

  
 .....  
 (Asst. Prof. Peerapong Sensai)

  
 .....  
 (Assoc. Prof. Dr. Nathanon Trachoo)

Dean of the Faculty of  
 Fine and Applied Arts

Acting Dean of the Faculty of  
 Graduate Studies

October 28, .....2012



This thesis was granted by “MSU Tuition and Fees Scholarship,  
Maharakham University” Scholarship.  
Academic Year 2010



## ACKNOWLEDGEMENTS

The thesis would not have been accomplished if without the help from several people. First of all, I would like to thank Asst. Prof. Apichart Saengkrai, Dr. Arkom Sangiamvibool, The President and MSU examination council.

I was very fortunate to have many friends both within and outside the Faculty of Accountancy and Management during my doctoral life. I thank them all for their being very supportive.

I would also like to thank Mr. Nonthivathn Chandhanaphalin, Faculty of Fine and Applied Arts, Mahasakham University, Thailand, Dr. Phan Thanh Binh, College of Art, Hue University who are the specialist, whose advice and assistance throughout this creation.

Phan Hai Bang



**TITLE** The lotus imagination in spontaneity  
**AUTHOR** Mr. Phan Hai Bang  
**ADVISORS** Asst. Prof. Apichart Saengkrai  
and Mr. Adisak Phupa  
**DEGREE** M.F.A. **MAJOR** Visual Arts  
**UNIVERSITY** Mahasarakham University **DATE** 2012

### ABSTRACT

This visual arts creation thesis, The lotus imagination in spontaneity was received from the lotus and lotus meaning in arts, literature, and religion. Lotus flowers are present in almost all fields from literature to art for art architecture, and especially religious. During the study, experience, create, I was approached Lotus with a different perspective, in addition to the semantic icons, Lotus also carry many other semantics, closer more to the daily living, such as duality, spontaneous self-killing, proliferation, representing the vulva original form, the beginning of life, symbols bisexual.. I especially focused in images of lotus fruit, which contained lotus seeds, the seed as a symbol of the birth to the nature of its distinctive shape. Beside, the female breast contained the meaning of the life and feeding. Can create a following structure :

Lotus fruit + surgical lights ----- > the coma – death

The female + breast ---- -----> reborn - life revival

Thus : the fresh, life-death existence in the lotus image and breast-feminine symbol.

The concept of this creation was new light, new sight, new life. It was a papermaking installation project.

The purposes of this creation were create the peaceful world of lotus imagination which in that, the lotus - breasts have their life, emotion, action and felling as humanbeing. People when join with that, they can make their life better. Create a work of installation has elements of Printmaking and Papermaking, exploiting the natural color of the raw materials, creating relief in papermaking techniques.



The data were collected and divided into four groups in this study which were: primary inspiration, documentary data, and influence creative work presses by Kamol Thachanasanee (Thailand), Le Ba Dang (Vietnam) and data of the creation experiments. Then the creation was originated follow the processes: doing completely sketches, and then involving to work with bamboo self made paper.

This creation was the new finding which has personality of the creator. The creation results discovered that the success gave an expression of the way to make the harmonized with concept, purpose and scope of creation: collect enough data and materials about the topic, clear the concept and ideas, finding the private form, make the reasonable plan of process, finding the suitable material and technique; have a independent mind to work and discussing with advisor and friend. Finally, the good presentation will be support for the success.



## TABLE OF CONTENTS

Chapter	Page
I INTRODUCTION .....	1
Primary Inspiration .....	1
Concept .....	2
Purpose of Creation .....	3
Scope of creation .....	3
Operation of the creation .....	4
Definition of Terms .....	6
II LITERATURE REVIEW AND CONCEPTUAL FRAMEWORK .....	7
Source of Inspiration .....	7
Documentary data .....	12
Influence from creative work .....	12
Fine arts experiments .....	29
Conceptual Framework .....	42
III RESEARCH METHODS .....	43
Sketches .....	43
Material and Equipment .....	43
Work creation .....	45
IV RESULTS .....	64
Works before thesis .....	64
Thesis works .....	70
V CONCLUSION DISCUSSION AND RECOMMENDATION .....	77
Conclusion .....	77
Discussion .....	78
Recommendation .....	79





<b>Chapter</b>	<b>Page</b>
BIBLIOGRAPHY .....	80
VITA .....	82



## LIST OF FIGURES

<b>Figure</b>		<b>Page</b>
1	Lotus flower and leaf .....	8
2	Lotus flower and leaf .....	8
3	Lotus fruit operated .....	9
4	Lotus fruit operated .....	9
5	Lotus fruit .....	10
6	Lotus fruit .....	10
7	Lotus flower operated .....	11
8	Lotus flower operated .....	11
9	Lotus plant, fruit, flower and leaf .....	12
10	DONG HO folk printing .....	13
11	Lotus image at Ba Tam Pagoda-Gialam , Hanoi .....	13
12	Brahma seat on Lotus from Visnu - Danang Cham musem .....	14
13	Lotus image at Phat Tich pagoda - Bacninh .....	14
14	Sarasvati hold lotus Binhdinh Museum .....	15
15	Lotus symbol of Buddhism .....	15
16	Adida Buddhaseat on Lotus - Phat tich pagoda - Bac ninh .....	16
17	Artist : Le Ba Dang, Title : Space No.5 (2005) .....	17
18	Artist : Le Ba Dang, Title : Space No.9 (2005) .....	18
19	Artist : Le Ba Dang, Title : Space No.11 (2005) .....	19
20	Artist : Le Ba Dang, Title : Space No.12 (2005) .....	20
21	Artist : Le Ba Dang, Title : Space No.13 (2005) .....	21
22	Artist : Le Ba Dang, Title : Space No.15 (2005) .....	22
23	Artist : Kamol Tassananchalee, Title : Nang-yai (1982) .....	23
24	Artist : Kamol Tassananchalee, Title : Nang-yai (1982) .....	24
25	Artist : Kamol Tassananchalee, Title : Nang-yai (1982) .....	25
26	Artist : Kamol Tassananchalee, Title : Nang-yai (1982) .....	26



<b>Figure</b>	<b>Page</b>
27 Artist : Kamol Tassananchalee, Title : Nang-yai (1982) .....	27
28 Artist : Kamol Tassananchalee, Title : Nang-yai (1982) .....	28
29 Title : Lotus No.1 (2006) .....	29
30 Title : Lotus No.2 (2006) .....	30
31 Title : Lotus loving (2006) .....	31
32 Title : Lotus crying (2006) .....	32
33 Title : Lotus erecting (2006) .....	33
34 Title : Lotus dreaming (2006) .....	34
35 Title : Lotus multiplying (2006) .....	35
36 Title : Lotus rainy (2006) .....	36
37 Title : Spontaneity, study lotus imagination (2011) .....	37
38 Title : Spontaneity (2010) .....	38
39 Title : Spontaneity (2010) .....	39
40 Paper works at Chiangmai Thailand (2008) .....	40
41 Paper works at Chiangmai Thailand (2008) .....	41
42 Beatter .....	44
43 Waterspray tool .....	44
44 Cutted pattern .....	45
45 First Sketches .....	45
46 First Sketches .....	46
47 First Sketches .....	46
48 Processing fiber .....	47
49 Processing fiber .....	47
50 Processing fiber .....	48
51 Processing fiber .....	48
52 Raw material .....	49
53 Raw material .....	49
54 Forming the sheet .....	50
55 Forming the sheet .....	50
56 Forming the sheet .....	51



<b>Figure</b>	<b>Page</b>
57 Forming the pattern .....	51
58 Forming the pattern .....	52
59 Forming the pattern .....	52
60 Water spray .....	53
61 Water spray .....	53
62 Water spray .....	54
63 Water spray .....	54
64 Water spray .....	55
65 Water spray .....	55
66 Drying paper .....	56
67 Drying paper .....	56
68 Drying paper .....	57
69 Drying paper .....	57
70 Drying paper .....	58
71 Drying paper .....	58
72 Peel paper off .....	59
73 Peel paper off .....	59
74 Done .....	60
75 Done .....	60
76 Works in show .....	61
77 Detail of works .....	62
78 Detail of works .....	62
79 Works before thesis phase 1 .....	65
80 Works before thesis phase 2 .....	67
81 Works before thesis phase 2 .....	68
82 Works before thesis phase 2 .....	69
83 Thesis works phase 1 .....	71
84 Thesis works phase 1 .....	72
85 Thesis works phase 2 .....	74
86 Thesis works phase 2 .....	75



## CHAPTER I

### INTRODUCTION

#### Primary Inspiration

The lotus has both color and flavor, rising from the mud to bloom, it makes this flower get special meaning. Lotus flowers are present in almost all fields of art from literature to fine art, art architecture, and especially religious ... Buddhism is one of the world's major religions. Almost Buddhism location, we will find the lotus imaginations, in other words, the lotus is a symbol of Buddhism.

In Buddhism culture in general and in particular the classic lotus has been raised that a new floor, new meanings. These layers of meaning that makes the lotus became a symbol of Buddhism, a symbol of any contamination, purity and perfection. Simultaneously, it also symbolizes the intellectual sublimation and renunciation of the practitioner.

Lotus image was used in the Buddhist scriptures, the literary arts in a long time with symbolic meaning as above.

During the study, experience, writing, self - image I was approached Lotus with a different perspective, in addition to the semantic icons, Lotus also brought many other semantics, closer to life more in daily living, such as duality, spontaneous self-killing, proliferation, representing the vulva original form, the beginning of life, symbols bisexual ... I especially focused images lotus fruit, which contain lotus seeds, as seed, a symbol of the birth to the nature of its distinctive shape. Sometimes, dried lotus fruit with the pore - like eye black sockets, as the death.

A health event 10 years ago has made me change the concept of Lotus. Before sleeping on the operating table, the last thing I see is a surgical lamp, with a form very similar to the structure of the lotus fruit. When I awoke later, the first thing I felt was a part of the breast's nurse who was caring my wound in my belly, this can mean life - revival. Thus could create a following structure :



Lotus fruit + surgical lights ----- > the coma - death

The female + breast ----- > reborn - life revival

Thus : the fresh, life - death existence in the lotus image and breast-feminine symbol. Since then forming the shape of my form used throughout the earlier work with the material of different techniques. In mostly Printmaking techniques, in addition to painting, laquers...

This time, I'm really interested in papermaking, this is the topic that I had the opportunity to study in Thailand and Vietnam three years ago. With natural materials, papermaking technology combined with Printmaking, these techniques will be the main material for my thesis project. Mastering the material and technique will provide an opportunity to present ideas and inspiration in a most complete. For papermaking, treatment of raw materials, paper making techniques, creating texture, watermark ... have inspired to start composing right from the paper, following the techniques that will help complete the work.

## Concept

Continue with the concept : “New light, new sight, new life”.

Subject : “Spontaneity” and the form : “Lotus imaginations”.

The lotus - breast form mean an iconic life - death as the two opposites, yin and yang, self in self, this is the material incarnation as entities handmade paper blend with nature, exercise, moving, looking for a self-existence is visible, to tell the story of their endless traveler on life, death, love, hatred, suffering, happiness ... as if they were human-being. Can understand that: under a different light, the lotus can get a different form, then they will have their own new life, they will try to survive and tell the story of a spontaneously from their own self-life, the suffering or happiness ...

The chance to participate in the life of the entity as a lotus - breast companion who to listen, understand and looking for an active lifestyle, self - in, user friendly, as well as the conviction on a better life, kindness, wisdom, such as ourselves is an essential part of nature.



## **Purpose of Creation**

1. Study materials on Lotus and the semantic symbols, forms and variations of it. Listening and understanding the movement as well as the conservation efforts of their structure and shape, to make their meaning is evident concept.

2. Look at the mix techniques in Printmaking, combined with the new technology in the papermaking process for new work in the project.

3. Create a work of mix media has elements of Printmaking and Papermaking, exploiting the natural color of the raw materials, creating relief - watermark in papermaking techniques.

## **Scope of creation**

### 1. Content

The scope of content is in the order, the spontaneously existence of Lotus, thereby to listen and understand life itself as well as the nature and men in harmony, forward to the good direction. For example, in this case, the lotus- breast imaginations have its own life, they have their felling such as : sadnes, happiness, crying, smiling...they can be couple, take a part, dance, dream...as humanbeing. So we have to listen to them, then understand and may be live together. And also we can get the reflex to ourself, to make our life better.

That why lotus - breast imagination can get freedom enough in my work to fly, stay, dance...and try to tell us about their story about their own life.

### 2. Form

The scope of style is a combination of the folk works and modern graphics. Create monochromatic works and exploit the contrast of the surface level on work space.

### 3. Technique

The scope of techniques are exploitation effective of the papermaking and Printmaking technique, creating a unique in self-make paper work. By using the water spray technique on paper, I try to use the rule of printmaking but used the pressure of



water spray to make the level (thin and thick) on paper, so we can see the image clearly when looking through the light.

## **Operation of the creation**

### 1. Data collection

1.1 Source of Inspiration: the first inspiration came from the old concept about Lotus : fresh, sacred, have closed relationship with Buddha...After, it could add more and more meaning, closed by the real life in my thinking. It could have some more meaning as : such as duality, spontaneous self-killing, proliferation, representing the vulva original form, the beginning of life, symbols bisexual ...

#### 1.2 Documentary data

1.2.1 Take photos follow Lotus flower and fruit in time, since it's fresh until dry. To documentary the images and analyse and comparative later.

1.2.2 Beside, get some document from book, magazing, writing...about Lotus and its relation.

#### 1.3 Influence from creative work

There are some influence from creative work on my project, such as : Buddha sculpture, the decorative project in pagoda; citadel...they are often use the lotus image to make form or detail...and also from creative work on paper of artists : Kamol Thachanasanee (Thailand) and Le Ba Dang (Vietnam).

#### 1.4 Fine arts experiments

I've ever work with Lotus imagination on several materials and techniques, such as: oil and mix media painting, lacquer painting, etching, monoprint, sculpture... that make me can have many experience in Lotus imagination and "SPONTANEITY". It mean the lotus-breast images could be the free object, so they can survive them self and have their pravite story to tell us.

### 2. Data analysis

#### 2.1 Analysis for clarity of creation and theme

Image of the lotus is considered in many respects, the analysis to be selected for the final form. Lotus general structure consists of layers surrounding the lotus fruit. Lotus - shaped cone, ground round, in which particles are arranged in each





smaller circle from the outside. In addition to the arrangement of lotus leaf is not same other species. The above data suggested the plan, as well as work on the details of works.

## 2.2 Analysis for form and symbols

Combination of : lotus fruit, breasts of women, the lotus strings, the rising to the light ... the end result is a form that is used the image of a lotus fruit has only a lotus seed with similar forms of breast, below are the bands tour, nature moves and soft, carry the silk properties of the lotus. This is the main image is used frequently in the works.

## 2.3 Analysis for techniques

The technique is based on the use of Printmaking and Papermaking. Papermaking : the technical process used handmade, from processing raw materials to forming the sheet, watermaking... To ensure the uniqueness of the work material. Printmaking : Printmaking using the principles of: creating form, texture, creating edition ... then use the pressure of water spray on handmade paper to create the work. The special here : the work is formed in the papermaking process, when peel the dried paper off to the frame at that instant as well as finished works.

## 3. Creation of works

### 3.1 Making sketches

3.1.1 To form the present plan.

3.1.2 Order forms and details of the layout of each small work.

3.1.3 To focus in exploitation light through effective of the work.

### 3.2 Creation of works

Conducted to make the works from small size, to bigger. Processing raw material, making paper, used waterspray technique. Effective through-light and the quantity required to meet the work arrangements.

## 4. Stages of disseminating works

4.1 Disseminating works in the form of exhibition.

4.2 Writing documents in supplement to creation.

4.3 The article of thesis should publish full paper in journal or international conference.



## Definition of Term

1. Spontaneity : The quality of being spontaneous and coming from natural feelings without; some idea, action was appeared from inside of object, not from out side.

2. Papermaking : Making handmade paper by traditional method, used local raw material such as : rice plant, sugar cane, banana, bamboo.... Process : soaking material, cooking, beating fiber, forming the sheet, dry, peel off, burnishing...

3. Water spray : After forming the sheet, used water spray on the paper was prepared by the cutted form on plastic sheet. The place on surface of paper without the cutted form will be thinner by pressure of water spray, the place have cutted form will be protect and still keep its thick, the effect will be see when have the light through.

4. Lotus imaginations : The result of author by combined the image of Lotus and breast of woman to become a symbol which was used in works.



## CHAPTER II

### LITERATURE REVIEW AND CONCEPTUAL FRAMEWORK

According to the purposes of the creation, this thesis study focuses on “The Lotus imagination in SPONTANEITY”. To support the study purpose, the framework of process is selected accordingly. This chapter reviews related literature, covering the following topics :

1. Source of Inspiration
2. Documentary data
3. Influence from creative work
4. Fine arts experiments
5. Conceptual Framework

#### Source of Inspiration

Lotus image with its structural, color, symbolic language ... bring more excitement to the author. In folklore belief, the lotus is a symbolizes of purity, intimacy, an attempt to escape from difficult circumstances. The parts Lotus are also have the value of using and meaning of symbols. Lotus seeds, lotus fruit, lotus roots .. are used as food, herbs, marinated lotus tea, lotus leaf is used for packaging, cover the head ... So Lotus is close to the daily lives of people. In literature and art, the lotus is meaningful symbol and philosophy, especially Buddhism. The lotus shape and color symbolizes immaculate, elegant, with lotus seeds symbolize the birth, life's rich, silky of lotus likes relationo emotional ...

One of them is the concept of Lotus represents the original vulva form, where contained the function of multiplying energy and the source of the world; is the concept which drive me in choosing ideas and themes “SPONTANEITY”. The lotus was chosen as the main figures in these works because of its characteristics : duality, spontaneous self - killing, proliferation, representing the vulva original form, the beginning of life, symbols bisexual ...





Figure 1 Lotus flower and leaf



Figure 2 Lotus flower and leaf





Figure 3 Lotus fruit operated



Figure 4 Lotus fruit operated





Figure 5 Lotus fruit



Figure 6 Lotus fruit



Figure 7 Lotus flower operated



Figure 8 Lotus flower operated





Figure 9 Lotus plant, fruit, flower and leaf

### **Documentary data**

Data were collected from documents, books, magazine; the Buddhist documents ...then analyse the meaning, symbole of Lotus and find the way to use them in work. The concept : Lotus is a symbole of the wisdom and the Word Origne Vulva, which contained the energy of fertility and starting of life get effect to me, and drive me to the form Lotus- breast, after combine with the individual experiances in creation.

### **Influence from creative work**

The artwork, especially the folklore printing, Buddhist and royal decorative gave me many suggestions and inspiration in choosing ideas and present work.








Figure 10 DONG HO folk printing



Figure 11 Lotus image at Ba Tam Pagoda-Gialam , Hanoi



Figure 12 Brahma seat on Lotus from Visnu - Danang Cham museum



Figure 13 Lotus image at Phat Tich pagoda - Bacninh



Figure 14 Sarasvati hold lotus Binhdinh Museum

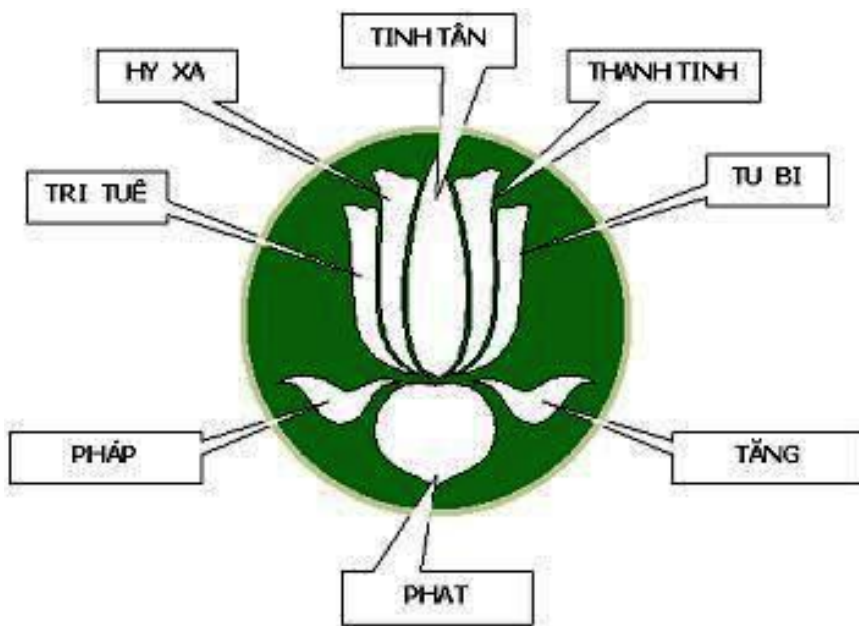


Figure 15 Lotus symbol of Buddhism



Figure 16 Adida Buddhaseat on Lotus - Phat tich pagoda - Bac ninh.



Especially, there are two artists who have effect on me with their works on paper. The first is Le Ba Dang, Vietnamese oversea artist, and the other is Kamol Tassananchalee, a Thai artist. Both of them are spent their time for paper and paper works. Their paper works show their mind and open new directions on exploiting paper as arts, not only a material.



Figure 17 Artist : Le Ba Dang  
Title : Space No.5 (2005)





Figure 18 Artist : Le Ba Dang  
Title : Space No.9 (2005)



Figure 19 Artist : Le Ba Dang  
Title : Space No.11 (2005)





Figure 20 Artist : Le Ba Dang  
Title : Space No.12 (2005)





Figure 21 Artist : Le Ba Dang

Title : Space No.13 (2005)





Figure 22 Artist : Le Ba Dang

Title : Space No.15 (2005)





Figure 23 Artist : Kamol Tassananchalee

Title : Nang-yai (1982)

Technique : Mixed media on hand made paper

Size : 48 x 32 inch.





Figure 24 Artist : Kamol Tassananchalee

Title : Nang-yai (1982)

Technique : Mixed media on hand made paper

Size : 48 x 32 inch.





Figure 25 Artist : Kamol Tassananchalee

Title : Nang-yai (1982)

Technique : Mixed media on hand made paper

Size : 48 x 32 inch.






Figure 26 Artist : Kamol Tassananchalee

Title : Nang-yai (1982)

Technique : Mixed media on hand made paper

Size : 48 x 32 inch.





Figure 27 Artist : Kamol Tassananchalee

Title : Nang-yai (1982)

Technique : Mixed media on hand made paper

Size : 48 x 32 inch.





Figure 28 Artist : Kamol Tassananchalee

Title : Nang-yai (1982)

Technique : Mixed media on hand made paper

Size : 48 x 32 inch.



### Fine arts experiments

My former creation on same themes have been present with many materials and different expressions, that has helped to the authors tested and shaped the image and way to present work.



Figure 29 Title : Lotus No.1 (2006)

Technique : Laquer

Size : 60 x 60 cm.





Figure 30 Title : Lotus No.2 (2006)

Technique : Laquer

Size : 60 x 60 cm.





Figure 31 Title : Lotus loving (2006)

Technique : Laquer

Size : 80 x 80 cm.






Figure 32 Title : Lotus crying (2006)

Technique : Laquer

Size : 80 x 80 cm.





Figure 33 Title : Lotus erecting (2006)

Technique : Laquer

Size : 80 x 80 cm.





Figure 34 Title : Lotus dreaming (2006)

Technique : Laquer

Size : 80 x 80 cm.





Figure 35 Title : Lotus multiplying (2006)

Technique : Laquer

Size : 80 x 80 cm.





Figure 36 Title : Lotus rainy (2006)

Technique : Laquer

Size : 80 x 80 cm.







Figure 37 Title : Spontaneity, study lotus imagination (2011)

Technique : Woodcut

Size : 15 x 20 cm. (10 pieces)





Figure 38 Title : Spontaneity (2010)

Technique : Woodcut on Saa paper

Size : 60 x 120 cm.





Figure 39 Title : Spontaneity (2010)

Technique : Woodcut on Saa paper

Size : 60 x 120 cm.






Figure 40 Paper works at Chiangmai Thailand (2008)





Figure 41 Paper works at Chiangmai Thailand (2008)



## Conceptual Framework

### 1. Idea, Concept

“SPONTANEITY”, concept : “New sight, New Light, New life”.

### 2. Form

Lotus imaginations, lotus - breast.

### 3. Media, Techniques

Papermaking from local raw material, waterspray on paper, available space to install.

### 4. Arts Style

A combination of traditional and contemporary style. A combination of printmaking, papermaking and installation.



## **CHAPTER III**

### **METHODOLOGY**

This chapter gives an outline of the study design and procedure. The procedure of the study concluded from chapter two and other frameworks which involve with “The Lotus imagination in SPONTANEITY”. This creation will be presented according to the following topics :

1. Sketches
2. Material and Equipment
3. Work creation

#### **Sketches**

Base on the final conclusions about ideas in the creativity, starting to find early sketches for the work, outline for small sketches and work presentation plan. Concentrating on developing efficient light through the handmade paper.

#### **Material and Equipment**

Papermaking techniques used in the process of creating a work actually consists of :

1. Material Handling -Selected raw materials for papermaking.
2. Making paper.
3. Create texture, to create image, watermark.
4. Drying the paper - work.
5. Supplementing the general techniques to complete the work.
6. Cutting plastic for the mould follow sketches, prepare for water spray...





Figure 42 Beater



Figure 43 Waterspray tool





Figure 44 Cutted pattern

## Work creation

### 1. Works in step 1



Figure 45 First Sketches



Figure 46 First Sketches



Figure 47 First Sketches



## 2. Works in step 2 : Papermaking



Figure 48 Processing fiber



Figure 49 Processing fiber



Figure 50 Processing fiber



Figure 51 Processing fiber





Figure 52 Raw material



Figure 53 Raw material



Figure 54 Forming the sheet



Figure 55 Forming the sheet



Figure 56 Forming the sheet



Figure 57 Forming the pattern





Figure 58 Forming the patern



Figure 59 Forming the patern







Figure 60 Water spray



Figure 61 Water spray





Figure 62 Water spray



Figure 63 Water spray



Figure 64 Water spray



Figure 65 Water spray



Figure 66 Drying paper



Figure 67 Drying paper



Figure 68 Drying paper



Figure 69 Drying paper



Figure 70 Drying paper



Figure 71 Drying paper





Figure 72 Peel paper off



Figure 73 Peel paper off



Figure 74 Done



Figure 75 Done





Figure 76 Works in show



Figure 77 Detail of works



Figure 78 Detail of works



Work was shown as a top view design of Lotus : an circle of mica covered by 8 small pieces (40 x 80 cm.) of handmade paper works. Then get there lights in side, out side hanging around 8 big side (80 x 190 cm.) hand made paper works, and 8 small pieces also!

Work wish create a special space, the space of Lotus imaginations, viewer can go in side and around work, and can get their own impression and enjoy themselves with the word of lotus imagination, lotus-breast who are talking about their story spontaneous in their own life. As the theme : SPONTANEITY.



## CHAPTER IV

### RESULTS

This chapter intends to “The Lotus imagination in SPONTANEITY”. The focus of this chapter is to illustrate to the results. Thus, the results of this creation are shown into the following topics :

1. Works before thesis
2. Thesis works

#### Works before thesis

##### 1. Phase 1 (1<sup>st</sup> evaluation)

###### 1.1 Content

The scope of content is in the order, the spontaneously existence of Lotus, thereby to listen and understand life itself as well as the nature and men in harmony, good direction. For example, in this case, the lotus- breast imaginations have its own life, they have their felling such as: sad, happy, cry, smile...they can be couple, take a part, dance, dream...as humanbeing. So we have to listen to them, then understand and may be live together. And also we can get the reflex to ourself, to make our life better. That why lotus-breast imaginations can get freedom enough in my work to fly, stay, dance...and try to tell us about their story about their own life.

###### 1.2 Form

The main form is a combination between lotus fruit and female breast. The scope of style is a combination of the folk works and modern graphics. Create monochromatic works and exploit the contrast of the surface level on work space.

###### 1.3 Technique

The scope of techniques are exploitation effective of the papermaking and printmaking technique, creating a unique in self-make paper work. By using the water spray technique on paper, I try to use the rule of printmaking but used the pressure of water spray to make the level (thin and thick) on paper, so we can see the images clearly when looking through the light.



#### 1.4 Problem and resolution

The problem in this time was raw material processing and the way to set up works. I have test with some local raw material to make paper, such as: bamboo, banana, sugar cane, rice...Finally, I choose bamboo because its fiber character can support my desire in work, even it take longer time to process.

The next problem was the form of work and the way to set up work. Assoc. Prof. Boontan Chettasurat's comment about the adjust size and the way to hang the paper works. Dr. Suchat Sukna mention about the relation of the form of paper work with ancient scrips. Asst. Prof. Satit Tesana comment about the natural material and its meaning.



Figure 79 Works before thesis phase 1



## 2. Phase 2 (2<sup>nd</sup> evaluation)

### 2.1 Content

The scope of content is in the order, the spontaneously existence of Lotus, thereby to listen and understand life itself as well as the nature and men in harmony, good direction. For example, in this case, the lotus- breast imaginations have its own life, they have their feeling such as: sadness, happiness, crying, smiling... they can be couple, take a part, dance, dream...as humanbeing. So we have to listen to them, then understand and may be live together. And also we can get the reflex to ourself, to make our life better.

That why lotus-breast imagination can get freedom enough in my work to fly, stay, dance...and try to tell us about their story about their own life.

### 2.2 Form

The main form is a combination between lotus fruit and female breast. Work was arranged as the topview of lotus design in 8 petals, with a circle box at center, which was lighted by light in side. The scope of style is a combination of the folk works and modern graphics. Create monochromatic works and exploit the contrast of the surface level on work space.

### 2.3 Technique

The scope of techniques are exploitation effective of the papermaking and Printmaking technique, continue creating a unique in bamboo self - make paper work. By using the water spray technique on paper, I try to use the rule of printmaking but used the pressure of water spray to make the level (thin and thick) on paper, so we can see the image clearly when looking through the light.

### 2.4 Problem and resolution

In the processing, the problem is the weather, it rain and the process of papermaking took long more time, because the paper can not dry at time without the sunlight. So I have to burn a stove and swithed on the fans in the room all night long to dry the papers. The space to present work was not really suitable to get the effect of the light. In this time, I can not find the suitable place to show work, so almost comment of Ajarns told about the way to exploit the effect of light, such as Assoc. Prof. Boontan Chettasurat, Mr. Yutana Paygapat and Asst. Prof. Apichart Saengkrai commented



about the setting work up, it should be interest more. Dr. Suchat Sukna meantion about the combination of materials in arrangement of work.



Figure 80 Works before thesis phase 2





Figure 81 Works before thesis phase 2







Figure 82 Works before thesis phase 2

## Thesis works

### 1. Phase 1 (1<sup>st</sup> evaluation)

#### 1.1 Content

The scope of content is in the order, the spontaneously existence of Lotus, thereby to listen and understand life itself as well as the nature and men in harmony, good direction. For example, in this case, the lotus- breast imaginations have its own life, they have their felling such as: sadness, happiness, crying, smiling...they can be couple, take a part, dance, dream...as humanbeing. So we have to listen to them, then understand and may be live together. And also we can get the reflex to ourself, to make our life better.

That why lotus - breast imagination can get freedom enough in my work to fly, stay, dance...and try to tell us about their story about their own life.

#### 1.2 Form

The main form is a combination between lotus fruit and female breast. Work was arranged as the matrix tunel outdoor, at the center is a light round box and lanterns made from bamboo paper were hanged above and along the tunel, people can come inside, follow the tunel in and out to get impression them self, and also they can see the patern on paper covered the tunel by the nature light. This arrange can make the work get the secret, and give more chance to audiances to join with the life of Lotus-breast imagination topview of lotus design in 8 petals, with a circle box at center, which was light by light in side. Create monochromatic works and exploit the contrast of the surface level on work space.

#### 1.3 Technique

The scope of techniques are exploitation effective of the papermaking and Printmaking technique, continue creating a unique in bamboo self-make paper work. By using the water spray technique on paper, I try to use the rule of printmaking but used the pressure of water spray to make the level (thin and thick) on paper, so we can se the image clearly when looking through the light.

In the order to add more meaning in work this time, the author had make numerous lanterns in the lotus-breast form, with the light inside, made by bamboo and bamboo paper. They will be setting up in to the project.



#### 1.4 Problem and resolution

In the processing, the problem is the weather, it rain and the process of papermaking took long more time, because the paper can not dry at time without the sunlight. So I have to burn a stove and swithed on the fans in the room all night long to dry the papers. The space to present work was not really suitable to get the effect of the light. In this time, I can not find the suitable place to show work out door, because it's rain all time. So I have to cancel the matrix - tunel out door idea, and set up work indoor. By hanging 80 x 190 cm. bamboo papers with lotus-breast watermark around a round light box, which covered by bamboo paper, the author want to create a matrix that the audiances can go along the way to feel and see the effect of light system through the papers. Lanterns made from bamboo paper also were hanging at the center and along the way with the light inside to show their form (lotus - breast) in 3D.

So almost Ajarns said the work is good, should pay attention some not good detail in setting up, and should make it bigger in the final show, such as Dr. Suchat Sukna, Mr. Sakchai Uttitho.



Figure 83 Thesis works phase 1





Figure 84 Thesis works phase 1



## 2. Phase 2 (2<sup>nd</sup> evaluation)

### 2.1 Content

The scope of content is continue in the order, the spontaneously existence of Lotus, thereby to listen and understand life itself as well as the nature and men in harmony, forward to the good direction. For example, in this case, the lotus- breast imaginations have its own life, they have their felling such as: sadness, happiness, crying, smiling...they can be couple, take a part, dance, dream...as humanbeing. So we have to listen to them, then understand and may be live together. And also we can get the reflex to ourself, to make our life better.

That why lotus-breast imagination can get freedom enough in my work to fly, stay, dance...and try to tell us about their story about their own life.

### 2.2 Form

The main form is a combination between lotus fruit and female breast. Work was arranged as the matrix tunel outdoor, at the center is a light round box and lanterns made from bamboo paper were hanged above and along the tunel, people can come inside, follow the tunel in and out to get impression them self, and also they can see the patern on paper covered the tunel by the nature light. This arrange can make the work get the secret, and give more chance to audiances to join with the life of Lotus-breast imagination. Create monochromatic works and exploit the contrast of the surface level on work space.

### 2.3 Technique

The scope of techniques are exploitation effective of the papermaking and Printmaking technique, continue creating a unique in bamboo self-make paper work. By using the water spray technique on paper, I try to use the rule of printmaking but used the pressure of water spray to make the level (thin and thick) on paper, so we can se the image clearly when looking through the light. In the order to add more meaning in work this time, the author had make numerous lanterns in the lotus-breast form, with the light inside, made by bamboo and bamboo paper. They will be setting up in to the project.



## 2.4 Problem and resolution

In the processing, the problem is the weather, it rain and the process of papermaking took long more time, because the paper can not dry at time without the sunlight. So I have to burn a stove and swithed on the fans in the room all night long to dry the papers. The space to present work was not really suitable to get the effect of the light. In this time, I also can not find the suitable place to show work out door, because it's rain all time. So I have to cancel the matrix - tunel idea, and continue set up work indoor. By hanging 80cmx190cm bamboo papers with lotus-breast watermark around a round light box, which covered by bamboo paper, I want to create a matrix that the audiances can go along the way to feel and see the effect of light system through the papers. Lanterns made from bamboo paper also were hanging at the center and along the way with the light inside to show their form (lotus - breast) in 3D. The dimension of work in this time could be larger and bigger. The lantern could be much more in size and quantity. Behind the paper wall of matrix is a light system to get the effect light - through to seeing the image. There are also two clips were showing together. One is showing the concept and idea process, other is showing technique process.



Figure 85 Thesis works phase 2





Figure 86 Thesis works phase 2

## Conclusion

Thesis is started and developed time by time in the primary idea. The spontaneity spirit is also developed and drive work to be better from idea to material, technique and present. From the very first work in wood cut, lithograph...until self made paper in installation project, I had made my idea develop and grow up with my research and working in the advisement of advisor and ajarns. We had good connect and discussing to find the best way in working. In spontaneity spirit, finally, we choose the main technique is self made paper from bamboo which carrying the lotus-breast watermark images, and the style of work is printmaking installation. That make the primary idea clear more in the way to create the private and unique. Such as: the form of lotus-breast, it is unlike any previous form before that other artists were created, and also show the primary inspiration that was wrote in chapter 1; the papermaking technique combine with papermaking in the special material: bamboo, banana, rice...; the way to arrange work in 3D space as installation with light ... in the desire open the thinking about printmaking...

The special is : by creating and finding the new material and technique, included the unusual form (combination from lotus fruit and breast), work can get the unique and effect that people can not see before.

All together make the concept: “New light, new sight, new life” more clear. That is one of successes of thesis project “The lotus imagination in spontaneity”.





## CHAPTER V

### CONCLUSION DISCUSSION AND RECOMMENDATION

The present creation aimed to create a work in papermaking installation as a peace world of lotus imagination with in this, the lotus-breast forms have their life, emotion, felling as human being. People can join with that and can make their life better. This chapter examines the extent to which the study problems have been resolution by the work, study and how the findings add to the existent literature. Conclusion about the creation purposes and the creation resolution are drawn based on the results findings. It will be presented according to the following topics :

1. Conclusion
2. Discussion
3. Recommendation

#### Conclusion

This visual arts creation thesis, The lotus imagination in spontaneity was received from the lotus and lotus meaning in arts, literature, and religion. Lotus flowers are present in almost all fields from literature to art for art architecture, and especially religious. During the study, experience, writing, I was approached Lotus with a different perspective, in addition to the semantic icons, Lotus also brought many other semantics, closer to life more in daily living, such as duality, spontaneous self - killing, proliferation, representing the vulva original form, the beginning of life, symbols bisexual ... I especially focused images lotus fruit, which contain lotus seeds, as seed, a symbol of the birth to the nature of its distinctive shape. Beside, the female breast contained the meaning of the life and feeding. Can create a following structure :

Lotus fruit + surgical lights ----- > the coma - death

The female + breast ---- > reborn - life revival

Thus : the fresh, life-death existence in the lotus image and breast - feminine symbol. The concept of this creation was New light, new sight, new life. It was a papermaking installation project.



The purposes of this creation were create the peaceful world of lotus imagination which in that, the lotus-breasts have their life, emotion, action and felling as humanbeing. People when join with that, they will make their life better. Create a work of installation has elements of Printmaking and Papermaking, exploiting the natural color of the raw materials, creating relief in papermaking techniques.

The data were collected and divided into four groups in this study which were: primary inspiration, documentary data, and influence creative work presses by Kamol Thachanasanee, Le Ba Dang and data of the creation experiments. Then the creation was originated follow the processes : doing completely sketches, and then involving to work with bamboo self made paper.

This creation was the new finding which has personality of the creator. The creation results discovered that the success gave an expression of the way to make the harmonized with concept, purpose and scope of creation: collect enough data and materials about the topic, clear the concept and ideas, finding the private form, make the reasonable plan of process, finding the suitable material and technique; have a independent mind to work and discussing with advisor and friend. Finally, the good presentation will be support for the success.

## **Discussion**

The results of the creation lead to the new findings which become the originality and personality of the creator as follow :

### **1. Concept**

“New light, new sight, new life”, mean when we have a other light, we will see the object or topic in new sight, and opposite, when we have a new sight, the object will be appear in the new light. Then, they will have their new life, they can live their own life in their emotion, felling...for example here, my lotus - breast can create their own world spontaneity, and we should learn the way to listen, understanding them as we usually researched the new thing in our life, to make life be better.



## 2. Form

The main form is lotus-breast as a independent entity. It was a result of the combination of lotus fruit and breast, to become a symbol of life and death in one object.

## 3. Technique, material, and presentation (media)

Using the rule of printmaking in papermaking process to carrying the lotus - breast images and making a installation work.

The technique papermaking normally used to making craft, but I used it to creation art, beside, I use the local raw material to make paper: bamboo, rice, banana... and traditional method to make paper myself. I apply the printmaking rule in papermaking: cutting the pattern blocks (like making the plates), and use water sparaying to make work on paper through the blocks. It make the level on paper and can get the effect whith the light contrast.

The lotus - breast was my form, as I know, no one did it before. The presentation in a kind of matrix of big size paper sheets and paper lantern with light effect will create a space and special atmotphere in visual and felling. That will show effective my concept and idea.

In addition, my project can apply in the normal life after, such as: teaching, creating in art...

## **Recommendation**

In printmaking, we can adjust in working and teaching, how to open in thinking about printmaking, it is not only working with blocks, roller, ink and 2D, it can be open with others techniques and materials, and also in 3D.

In papermaking, we totally bring it to art school to teach for student, make their mind waving and get more idea in their work, in art and design also.

If have the chance, I want to continue research about papermaking with many raw materials, methods, techniques...to teaching, creation, and applying in life and arts.

In my creation, I well continue with Lotus imagination and Spontaneity subject to build big project in future as exhibitions, workshops...



## **BIBLIOGRAPHY**



## BIBLIOGRAPHY

- \_\_\_\_\_. (1991). *Dictionary of world cultural icon*. n.p.: Culture Publishing House.
- \_\_\_\_\_. (2005). *Lotus in Buddhism decorative*. n.p.: World Publishing House.
- Thu Vien Hoa Sen*. (n.d.). [Online]. Available from: <http://www.thuvienhoasen.org>  
[accessed 1 November 2011].
- \_\_\_\_\_. (1947). *Papermaking in Indochina*. New York: Hunter Dard.



## APPENDIX



## VITA



## VITA

<b>NAME</b>	Mr. Phan Hai Bang
<b>DATE OF BIRTH</b>	February 7, 1971
<b>PLACE OF BIRTH</b>	Quang Binh, Vietnam
<b>ADDRESS</b>	23/48 Tran Phu str, Hue, Vietnam
<b>POSITION</b>	Artist
<b>PLACE OF WORK</b>	23/48 Tran Phu str, Hue, Vietnam
<b>EDUCATION</b>	
1995	Bachelor of Fine Art (B.F.A.) in Visual Arts Hue University
1997	Upper B.F.A. Hanoi Fine Arts Industry University
2012	Master of Fine Arts (M.F.A.) in Visual Arts Mahasakham University

