

**THE IMAGE OF MY SAD MEMORIES**

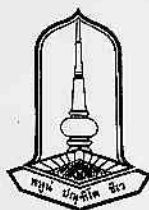
**BY  
THU HUONG NGUYEN**

**A thesis submitted in partial fulfillment of the requirements for  
the degree of Master of Fine Arts Program in Visual Arts  
at Maharakham University**

**August 2014**


**All rights reserved by Maharakham University**








The examining committee has unanimously approved this thesis, submitted by Miss Thu Huong Nguyen, as a partial fulfillment of the requirements for the Master of Fine Arts Program in Visual Arts at Maharakham University.


Examining Committee

.....  ..... Chairman  
(Assoc. Prof. Boontan Chettasurat) (Faculty graduate committee)


.....  ..... Committee  
(Dr. Suchat Sukpa) (Advisor)

.....  ..... Committee  
(Assoc. Prof. Pitak Noiwangklang) (Co-advisor)

.....  ..... Committee  
(Prof. Preecha Thaothong) (External expert)

.....  ..... Committee  
(Mr. Nonthivathn Chandhanaphalin) (Faculty graduate committee)

Maharakham University has granted approval to accept this thesis as a partial fulfillment of the requirements for the Master of Fine Arts Program in Visual Arts.

.....  .....

(Asst. Prof. Peerapong Sensai)  
Dean of the Faculty of  
Fine and Applied Arts

.....  .....

(Prof. Dr. Pradit Terdtoon)  
Dean of Graduate School

..... August 8, 2014 .....



## ACKNOWLEDGEMENTS

The thesis would not have been accomplished if without the help from several people. First of all, I would like to express our most sincere appreciation to the Royal Thai Government for its sponsorship and support provided to our course. I would like to thank Advisor Dr. Suchat Sukna. Co- advisor Assoc. Prof. Pitak Noiwangklang.

I was very fortunate to have many friends both within and outside the Faculty of Fine and Applied art during my Masteral life. I thank them all for their being very supportive. Advisory Board of the Department of Art.

I would also like to thank art councils, art experts from Thailand who is the specialist, whose advice and assistance throughout this creation.

I am deeply indebted to the cooperation of two universities and Mahasarakham University Art Hue gave guidance, help and support academic success.

I would like to thank Prof. Dr. Pradit Terdtoon, Dr. Phan Thanh Binh has been dedicated to helping our students.

Thu Huong Nguyen



**TITLE** The Image of My Sad Memories  
**AUTHOR** Miss Thu Huong Nguyen  
**ADVISORS** Dr. Suchat Sukna  
and Assoc. Prof. Pitak Noiwangklang  
**DEGREE** M.F.A. **MAJOR** Visual Arts  
**UNIVERSITY** Mahasarakham University **DATE** 2014

### ABSTRACT

This visual arts creation thesis, “The Image of My Sad Memories” consisted of two purposes, which were to study from the feel of the mood in the past and at present of mine, have experienced the difficulties and obstacles in life, the disagreement of each family’s member making it sometimes feel suffocating, the act of selfishness, jealousy of friends whom I trust and love but they do not have feelings for me, etc, and to create the visual arts which was drawing, painting in works are presented in the form of group painting in the semi - abstract style that expressed via form exploiting the main image which is the image of the statue with full of crackings in the body replacing for the image of the author. Although, it seems to be lifeless statue to look at, it secretly means to make viewers feel the emotions of sadness, stronger loneliness than present a real human being shown in the work but lifeless. Although the fabric is soft, it has a quite large internal force, which can be wrapped around the hard shape of the statue’s body and creates the pressure making it suffocating, affected, cannot be defended until the statue has to be cracked because of the pain was used from soft line movements of acrylic colors combined with the arrays, dots, blocks of iron pen ink on canvas, creates the diverse perception of the drawing, painting category, which conveyed the purpose of this creation is to bring a newer and more creative perception, work’s presentation and natural way of drawing in thought, not following the way of techniques, way of work expression and evaluation of predecessors. The searching of expression technique is an important element that creates the distinction and difference in style for the works. And this creation also brought about the new particularly appearance. The operation of this creation was collected the data from Source of inspiration, documentary data, and



influence from creative work. The data analysis was clearly analyzed in order to theme, form, technique, and process through visual element and visual principle to satisfy of concept and specially character for works are presented in the form of group painting, ten piece.

The result of this creation was presented basing on the throughout idea from the beginning of the research process, which was the expression of feelings of sadness, pain and impasse without having the escape in thought, in human life and myself. The message I want to convey was the memories which were expressed through the element of movements and rhythm of the fabric combined with the shape of the rough, hard and full of cracking on the body of the stone statue in different posture, movements of a human being. The final result was that the works has been successful in creating visual effects, which gave viewers a new strange sense of plastic and formed individual creation style for the artist. And this creation also brought about the new particularly appearance.



ชื่อเรื่อง ภาพแห่งความทรงจำที่แสนเศร้า  
ผู้สร้างสรรค์ Miss Thu Huong Nguyen  
กรรมการควบคุม อาจารย์ ดร.สุชาติ สุขนา  
และรองศาสตราจารย์พิทักษ์ น้อยวังคลัง  
ปริญญา ศป.ม. สาขาวิชา ทัศนศิลป์  
มหาวิทยาลัย มหาวิทยาลัยมหาสารคาม ปีที่พิมพ์ 2557

### บทคัดย่อ

วิทยานิพนธ์การสร้างสรรค์ทางทัศนศิลป์เรื่อง “ภาพแห่งความทรงจำที่แสนเศร้า” มีความมุ่งหมายสองข้อ คือเพื่อศึกษาจากอารมณ์ความรู้สึกทั้งในอดีตและปัจจุบันของข้าพเจ้า ซึ่งได้พบกับความยากลำบากและอุปสรรคในชีวิต ความไม่เห็นด้วยของสมาชิกในครอบครัว ทำให้รู้สึกลำบากใจในการบางครั้ง การกระทำที่เห็นแก่ตัว ความอิจฉาของเพื่อน ซึ่งเป็นบุคคลที่ข้าพเจ้าเชื่อใจและรักเขา แต่เขาไม่มีความรู้สึกเหล่านั้นต่อข้าพเจ้า และเพื่อสร้างสรรค์ผลงานทัศนศิลป์ด้วยการวาดเส้นและจิตรกรรม นำมาเสนอในรูปแบบกึ่งนามธรรม แสดงออกผ่านรูปทรงหลักของรูปปั้นคนที่เต็มไปด้วยรอยแตกร้าว ดูคล้ายกับว่าไม่มีชีวิตในขณะที่เราจ้องมอง มันมีความหมายอย่างลึกๆ เพื่อทำให้ผู้ชมรู้สึกถึงอารมณ์ความเศร้าเสียใจ ผลงานที่แสดงด้วยสิ่งที่ไร้ชีวิตแต่ได้แสดงความรู้สึกถึงความเข้มแข็งในความโดดมากกว่านำเสนอด้วยคนจริงๆ การเขียนลักษณะของผ้าที่ดูนุ่มนวลแต่ค่อนข้างแสดงพลังที่ยิ่งใหญ่ ซึ่งสามารถห่อหุ้มเกี่ยวกับตรายรูปปั้นคนไว้และสร้างแรงกดดันทำให้รู้สึกอึดอัดไม่สบายใจ ส่งผลให้ไม่สามารถปกป้องได้จนกระทั่งรูปปั้นนั้นแตกออกไปเพราะความเจ็บปวด มีการใช้การเคลื่อนไหวของเส้นที่นุ่มนวลด้วยสีอะคริลิก การจุดด้วยหมึกปากกาบนผ้าใบ การสร้างการมองเห็นหลายๆแบบของการวาดเส้นและจิตรกรรม เพื่อถ่ายทอดการรับรู้ใหม่ๆในผลของงานและธรรมชาติของการวาดเส้นการทำงานครั้งนี้ไม่ได้มีการนำเทคนิคหรือวิธีการแสดงออกและการประเมินค่าผลงานของผู้สร้างสรรค์ก่อนหน้านี้มาใช้ การค้นหาเทคนิคการแสดงออกคือปัจจัยที่ก่อให้เกิดลักษณะพิเศษและมีความแตกต่างในรูปแบบของผลงาน และยังก่อให้เกิดลักษณะเฉพาะตนออกมาอีกด้วย สำหรับวิธีดำเนินการสร้างสรรค์รวบรวมข้อมูลจากแรงบันดาลใจเบื้องต้น ข้อมูลจากเอกสาร และอิทธิพลจากผลงานศิลปกรรมวิเคราะห์ข้อมูลเพื่อหาความชัดเจนของแนวเรื่อง รูปทรงสัญลักษณ์ และเทคนิคกลวิธี สร้างสรรค์โดยใช้ทัศนธาตุและหลักการทางทัศนศิลป์ เพื่อตอบสนองแนวความคิด เป็นผลงานที่มีลักษณะเฉพาะตนจำนวน 10 ชิ้น



ผลการสร้างสรรค์นำเสนอแนวพื้นฐานของความคิดทั้งหมดซึ่งเป็นจุดเริ่มต้นของกระบวนการสร้างสรรค์ ที่แสดงออกถึงความเศร้าใจ ความเจ็บปวดและการจนตรอกที่ไร้ทางหลบหนีทางความคิด ทั้งของผู้คนและของตัวข้าพเจ้าเอง เป็นสารที่ข้าพเจ้าต้องการถ่ายทอดความทรงจำผ่านความเคลื่อนไหว และจังหวะของผ้าที่รวมเข้ากับรูปร่างหยาบ หนักและรอยแตกร้าวนรูปปั้นหิน ท่าทางและการเคลื่อนไหวของมนุษย์ที่ต่างกััน ที่สุดแล้วผลงานสร้างสรรค์นั้นประสบความสำเร็จที่ส่งผลให้ผู้ชมมีความรู้สึกที่แปลกใหม่ต่อผลงานที่มีรูปแบบและมีลักษณะเฉพาะตนของศิลปิน และนี่คือข้อค้นพบใหม่ที่มีลักษณะเฉพาะตน



## TABLE OF CONTENTS

Chapter	Page
I INTRODUCTION .....	1
Primary Inspiration .....	1
Concept .....	2
Purpose of Creation .....	3
Scope of Creation .....	4
Operation of Creation .....	4
Definition of Terms .....	7
II LITERATURE REVIEW .....	9
Source of Inspiration .....	9
Documentary Data .....	11
Influence from Creative Work .....	12
III CREATIVITY METHODS .....	17
Sketches .....	17
Material and Equipment .....	18
Work Creation .....	18
IV RESULTS .....	23
Work before Thesis .....	23
Thesis Works .....	32
V CONCLUSION DISCUSSION AND RECOMMENDATION .....	40
Conclusion .....	40
Discussion .....	41
Recommendation .....	43





**Chapter**

**Page**

BIBLIOGRAPHY ..... 45

VITA ..... 47



## LIST OF FIGURES

Figure	Page
1 Her sadness .....	10
2 Artist : Miguel Endara, Title : HERO .....	12
3 Artist : Miguel Endara, Title : Lily With a Pearl Earring, 2010 .....	13
4 Artist : Buu Chi, Title : I only see the sun .....	14
5 Artist : Buu Chi, Title : Untitle .....	15
6 The Image of my sad memories 1 .....	19
7 The Image of my sad memories 2 .....	20
8 The Image of my sad memories 3 .....	21
9 The Image of my sad memories 3 .....	22
10 Works before thesis phase 1, Title : The Image of my sad memories No.1 .....	25
11 Works before thesis phase 2, Title : The Image of my sad memories No.2 .....	28
12 Works before thesis phase 3, Title : The Image of my sad memories No.3 .....	31
13 Thesis works phase 1, Title : The Image of my sad memories No.4 .....	34
14 Thesis works phase 2, Title : The Image of my sad memories No.5 .....	36
15 Thesis works phase 3, Title : The Image of my sad memories No.6 .....	38



## CHAPTER I

### INTRODUCTION

#### Primary Inspiration

In this life a happy - sad mood always connect closely with us until we die. This is our very normal mood when facing with one issue or one circumstance and it lead us to be in a happy or sad mood. In fact, everyone wants to be happy in life and so do I. Happiness and sadness always go together with each other in your life and mine, they can not be separated but when sadness comes, people do not want to accept it as happiness. It's a simple thing, simply because it brings to people a "grey" atmosphere, a "stuffy" breath, an "insecurity" state. All of these things make people became "scared" and shunned and they do not want to receive the "sadness". Life is never as we expect it to be, even I try to change, try to make things better, but I can not. This time, so many sad stories have happened to me, they came so unexpectedly that I did not know how to deal with them, I did not know if I could overcome. I always tell myself not to cry, not to be weak, but tears kept falling without knowing how to stop them. At that time, I felt like hating myself for crying all the time. I talked to myself crying helped me handling nothing but why I felt so sad and so disappointed! Perhaps, I am the person who failed in all fields, is a weak and lonely person.

For many years, I have experienced a lot of grief in life, I realized that sadness is also a gift of life that the god gives to us, we must accept it. In my life, I have experienced a lot of pain and also left me with a lot of sadness, but when I accepted it in a happy mood, I found it much happier than when I had fun. I realized that I could not just forever welcome the joy but throw away the sadness because it was also a part of my life. By accepting the sadness, it made me become a mature person in this life, received joy and happiness, and realized myself. Sometimes, I question myself without having the answer. What is family? What are friends? What is Love? ..etc.



From these above reasons, it has become my initial source of inspiration in creation of my artworks to express ideas from these feelings. I painted the true feelings of my own sadness with many different angles, different emotions. Then I put them in a real space, in the language of materials such as: acrylic, ink of pen iron. I wanted them to express all my thoughts and mood in life.

### **Concept**

Life is colorful, there is nothing happening like what we want. There are times when you and I carry a lot of emotion, pain and secret thoughts of a human being. With all the emotions that I experienced in my life and of people around me, my original idea was to exploit the image and emotions with different angles, depicted the structure from outside to inside in order to express the psychological and emotional state of the image.

I did not depict the character through the image of myself but I chose a stone statue as an alternative image to express the boredom and loneliness, without being cared by anyone. The cracks in the body expressed the pain of body and soul, and my inmost feelings which could not be spoken out. There was no way out in my own thought. All of these mood was expressed through movements of interwoven fabric wrapping up the body of the stone statue in order to make the viewers have the feelings and thoughts about the work.

The work was created in a semi - abstract style, represented by pen iron to form block, and flexible lines with Acrylic and sad gamut of colors. Apart from the emotions from the theme, my own experience, although it is not new, I boldly expressed my own feelings, that was my portrait hiding behind the story of myself or sometimes my portrait was even disappeared. It was only the components that highlighted, and multiplied the emotions for the image of the stone statue, and fabric, which added sadness in my works.



## Purpose of Creation

1. To study the purpose of creation came from the sense of life around and the profound sadness, the pain of people, the experienced circumstances in my life. The stone statue with the cracks in the body mingling with the flexible lines of fabric wrapping its body was known as the main image. Besides, my works was the combination of the technique of dotting and lines produced by pen iron for a specific image and sad colors, which made the viewers think and feel specific emotions in visual art works that I wanted to show.

2. To create the visual arts which was painting in works are presented in the form of group painting in the semi abstract style that expressed via form exploiting the main image which is the image of the statue with full of crackings in the body replacing for the image of the author. Although, it seems to be lifeless statue to look at, it secretly means to make viewers feel the emotions of sadness, stronger loneliness than present a real human being shown in the work but lifeless. Although the fabric is soft, it has a quite large internal force, which can be wrapped around the hard shape of the statue's body and creates the pressure making it suffocating, affected, can not be defended until the statue has to be cracked because of the pain was used from Soft line movements of Acrylic colors combined with the arrays, dots, blocks of iron pen ink on canvas, creates the diverse perception of the Drawing - Painting category, which conveyed the purpose of this creation is to bring a newer and more creative perception, work's presentation and natural way of drawing in thought, not following the way of techniques, way of work expression and evaluation of predecessors. The searching of expression technique is an important element that creates the distinction and difference in style for the works. And this creation also brought about the new particularly appearance. The operation of this creation was collected from the primary inspiration, data collection, and influence from creative work.



## Scope of Creation

### 1. Theme

Expressing the feelings, the sadness, the pain and the impasse without no escape in thought, in people's lives and of myself.

### 2. Form

The feelings, the sadness, the pain and the impasse without no escape in thought, in people's lives and of myself.

### 3. Techniques

Using the technique of pen iron on canvas, showing the morphology and structure of the stone statue blending with the fabric, combining with the gray color of background and the black color of pen iron, which all created the new perspective, felt the subtleness of the colors and the movement of time and space. The technique of pen iron (dotting, lines, blocks, etc.) created the diversity of things, the contrast in the quality and space of things throughout the entire content of the works.

## Operation of Creation

### 1. Data collection

#### 1.1 Source of inspiration

My strong impression was the emotions of sadness, loneliness, the pain of loss, and the desire to live, to exist of human beings in life, and in society, and of myself. The main image in my works was the stone statue with many cracks presenting the physical pain and the fabric symbolized my inmost feelings. The flows of emotions moving around and tightly wrapped the stone statue created the oppressive and suffocation, which could not escape from itself and from the impasse of life of human beings' world.

#### 1.2 Documentary data

The data was collected through books, magazines, the mass media, from collections of art photos of the shape of the sadness, articles about the sadness, loneliness, from conversations with relatives, a friend of mine about their concern, their



inmost feeling in their lives. Besides, taking pictures of everyday activities that I saw around me was also another way of gathering the data. Studying of the different shapes, forms, postures of the body and then creating the shapes, forms and postures through the cracking stone image to have suitable selection for my works. Seeing the works of artists from around the world and in the country to find an own expression techniques. From this process, ideas and expression ways were built up, which showed my own style.

### 1.3 Influence from creative work

In creation work, there are objective effects such as learning from books, through the mass media, the former authors in creation of art works. I myself am influenced by the sense of art of artist Buu Chi. He also researched and created works on the national spirit during the war time of the country and about the human love. He created many works by using pen iron. Some other artists that have an impact on me is artist Miguel Endara, who is a famous artist in the world. These artists have good way of expression, and unique styles. However, learning has to have the inheritance, it can not be copied, because the art stems from love, feelings of people making art.

## 2. Data analysis

### 2.1 Analysis for clarity of creation and theme

From collecting data relating to the sadness of life and with the original ideas that was to show the spirit of certain emotional sense, a deep sense of physical pain, a dark corner of the soul and memories which always appeared in my mind. Analyzing the documents, identifying the concept, continuing to add documents, images, visual sketches about feelings of the sadness with many angles through the movement of the lines, colors and space, not copying exactly any pictures of any sadness. To be able to express the intention of creating a work, which was the sense of rhythm and movement of lines and colors in one's soul, a deep sadness about life, experienced memories of the painter. From that, I found out the suitable creation style for myself.



## 2.2 Analysis for form symbols

It is from the idea which was to express and depict the emotion of sadness in the author's memory through the flexible use of simple but exquisite lines and colors, dithered cold and warm tone, concentrated on using strong light contrast, prior to the dark trend. The other components in the composition was minimized. The figures were placed in the context of semi-abstract space ... All of them was to highlight the image of the cracking stone, the interwoven and overlapping fibers in paintings with different postures, angles to convey emotions and highlight the significance of the idea's content. However, they did not make viewers lose the deep visual perception into the content of the works about the pain of the stone statue - the unspoken inmost feeling in the mind of the author. By the way of using pen iron to draw on canvas, with the technique of dotting (dots, strokes, blocks), using simple colors but required a high meticulous skill, I used all of these techniques to present certain lines of the entire works. The way of research and expression in a distinct style helped to show the meaning and the original ideas that I set out.

## 2.3 Analysis for techniques

In the process of creation practice, I have used the technique of pen iron to express ideas of normal fabric through lines, creating bright - dark, top - blocks, near - far blocks through the flexibility of the fabric layers, the corners, pieces of stone blocks by dotting, combining with some other materials to make the background for viewers feel the depth of the space and to create the best visual effects in order to meet the goal and ideas, Besides, It also created distinct style bearing the stamp of images in my works. Finding techniques and forms of representation of the works was able to meet the idea of setting goals, and made a difference in the work of other artists.

Through experimenting with gaining efficiency, with the advices and comments of the Arts Committee for good theme development, I chose the method of using pen iron drawing on canvas, combining with the image which was reflected throughout the theme and a certain technical specifications, It could be developed by replacing colors suitable with the content of the works and the way of presentation of the works to create a new look for the viewers in the next series of my works.





### 3. Creation of works

#### 3.1 Making sketches

3.1.1 Step 1: Outlining with lines, forms of the cracking stone statue in different angles, composition, creating plan for dealing with space - pencil materials.

3.1.2 Step 2: Sketching to seek for the harmony in the weight and tone value of fabric layers flexibly wrapping around the cracking stone statue.

3.1.3 Step 3: Finding the harmonious color for the background.

#### 3.2 Creation of works

3.2.1 Step 1: Creating gray color for the background.

3.2.2 Step 2: Sketching on canvas.

3.2.3 Step 3: Demonstrating mutually interwoven fabric with the black color of the pen brush.

3.2.4 Step 4: Then, creating a black background, the way of the fabric with technique of dotting together with the cracks of the statue representing the sadness, physical pain, which was the key features of the work. Then, adjusting the weight of tone for all paintings.

### 4. Stages of disseminating works

4.1 Disseminating works in the form of exhibition.

4.2 Writing documents in supplement to creation.

4.3 The article of thesis should be published full paper in journal or international conference.

## Definition of Terms

The feeling of my sadness was the period when I entered the human world where people were in favor of each other and also trampled each other. Not only me but the whole human world existing round me with the loss had created human emotions and these emotions needed to be expressed in a particular language. If feelings could not be expressed and repressed, people easily became stressful, depressed, chronic discontent or crazy, violent. Spirituality world created human beings with feelings.



If we know to listen, and express those feelings, we can overcome many of the impasse. Denying emotions is also partly denying our existence. How would you describe your life, if not the actions and emotions? The sadness, happiness, calm, anger ... do not naturally come and go, but build up our personality. If these emotions can not be in a right expression, they will turn into the unconscious mind lingering with us forever.

1. Semi - abstract: Pertaining to or designating a style of painting or sculpture in which the subject remains recognizable although the forms are highly stylized in a manner derived from abstract art.

2. Unclear space: Is usually a status stemming from the intention of the painter, in which at various times, one can see more than just a group of the relationship between the visual elements or things are described. (Ocvirk; Stinson; Wigg; Bone and Cayton, "Art Fundamentals" translated by Le Thanh, Aesthetics Publishing House, 2006.)

3. Visual elements: Are line, shape, tone, form, pattern, color and texture, basic components that painters use in individually or combined way to create language or image of arts.

4. Visual perception: Is a perspective in which the mind does not have any function other than the natural function is to provide a sense of the image of the object be seen.

5. The dark trend: Is the technique of painting which emphasizes the effect of the light and the dark. The large amount of dark tone is located near smaller areas having contrast tone with the sudden change in order to draw attention to important points.

6. The memories: My family, my friend, my work, my life, v.v...



## CHAPTER II

### LITERATURE REVIEW

According to the purpose of the creation, this thesis study focuses on “The Image of my sad memories”. Support the study purpose, the framework of process is selected accordingly. This chapter reviews related literature, covering the following topics:

1. Source of Inspiration
2. Documentary Data
3. Influences from Creative Work

#### Source of Inspiration

Talking about the sorrow is talking about the human fate, we can not avoid mentioning to pain, boredom, frustration ... The thinking can partly suggest a direction for solving these forever problems. Taking the human fate, we must accept the limitation, the loss of life. The biggest loss is probably death. Think about the inevitable loss, can we draw out any experience? The loss, suffering...have different levels: When you came to the world, you were out of a warm and safe place, you had to face a cold and difficult world. When you went to school, you had to leave the warm environment of your beloved family. As a student, you might accept to give up the game, the days of free traveling. When moving to another environment, you had to say goodbye to your relatives, friends, and you would have rare opportunities to meet them again. When encountering difficulties in work, you still had to smile. When love collapsed, you tried to overcome v .. v ...

Leaving the innocent age, you came to the society as an adult, you leaf behind memories of the innocent childhood. When you grew up, you would have much more experience with the other losses which are necessary to have to make you become more mature. Through every event of life, you could name each of your overcome sorrows, sometimes it was considered as a wordless painful. And in a quiet moment, you would



recognize that life is a series of such losses, the necessary losses to help us become the mature human.

In fact, everyone wants to get pleasure in life and I myself are the same, just want to have fun without having any sorrow. However, as I mentioned above, joy and sorrow always accompany together both in your life and mine, they do not separate and when a sorrow comes to people, they just want to accept it as a pleasure.. It's a simple thing because it gives us a "gloomy" air , one "oppressive "breath "oppressive", an "unsafe" state,... all these things can make people become more "fearful" and avoid receiving the "sadness". ! Perhaps in that moment, people or myself think that we are losers in every aspect in life, we are just weak and lonely people.

Therefore, I have put my feelings into nostalgia, sad memories took place in the life of a person. It can be said that body language reflects the feelings of human sadness in all age and gender, every gesture, every expression in every state from time to time can take place in certain specific circumstances. The sadness are possibly the sorrows of the family, work, life, love, friends in the communication with the around world, etc...

Observations from real life and Photograph data.

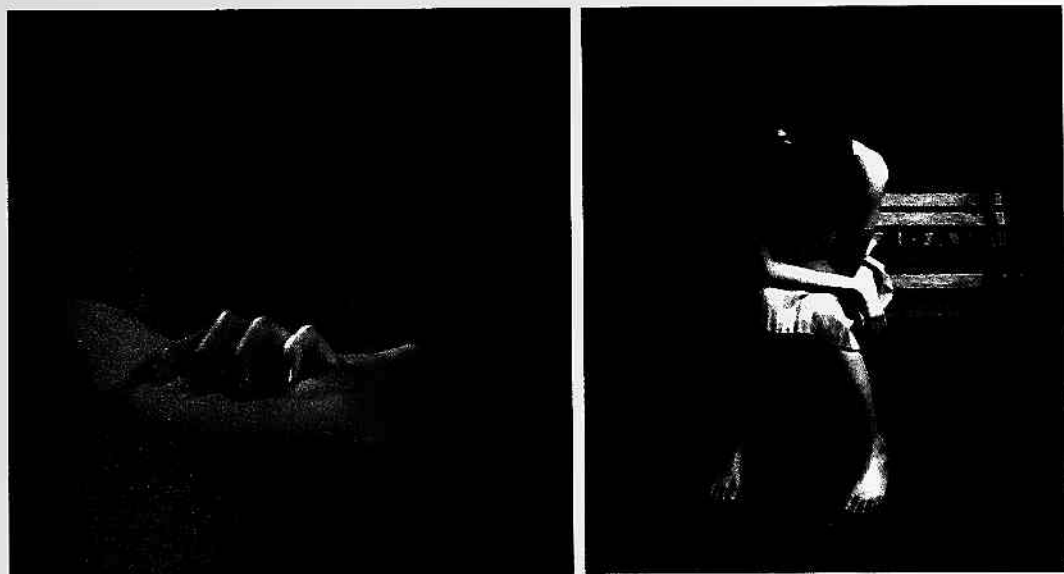


Figure 1 Her sadness



## Documentary Data

### 1. From the data source

This was my first stage, using visual methods, observing directly the scenes of the relatives and friends' activities and what takes place in social life to have a real and lively inspiration to reinforce the memories, the sadness which I had overcome. Moreover, I added the photos which record the postures of each sorrow. Data was collected by looking for information relating to the sadness, pity, loneliness on internet as emotional faces, the gestures, postures of the sad girls, the scene in a sad space.....

### 2. Information from the environment

This was from these elements through images of sadness, endless feelings of myself, relatives and friends around me that inspired me to learn and want to show it through the emotion of myself and to express it under the viewing of the art of painting. And above all, it was my feeling which may not understood completely and generally about any kind of certain sadness, however, it could also be a good thing for my creation experience through a sense of a new issue in a natural way without being forced by a known issue through my true emotion. This gave me a new strange inspiration in work creation.

### 3. Information from books, newspapers, internet

This was from collecting the visual images and through methods of data collection method. I have had many new feelings and I found an appropriate technique to show my work. The characters in my artworks had high symbolic quality in nature, it brought the shape of sorrow by my feelings, especially I exploited moving elements when they were in the state of violence or peace to express the inescapable pains in soul with the overlapped cloths. To show this concept, I selected the technique of description by lines because the multi - dimensional of line will create the flexibility and movement for my work as the expectation. Simultaneously, I added the lines of thinking through images of cloths wrapped around the cracked statue in almost my artworks. It seemed to be a system for certain emotions for the line to create the in - depth in space for my work.



### **Influence from Creative Work**

During my creation process, I have seen and been much influenced by the choice of works, way of expressions and expressive techniques. Stemming from the inspiration of my endless emotions and feelings that made me select to match with my ideas and works.



Figure 2 Artist : Miguel Endara  
Title : HERO  
Size : 11 x 17 inch  
Techniques : Pen on paper



The painting was done in 210 hours. That number of ink dots is just a approximation number but it is closest to reality. Average every second, he put 4.25 ink dots, in total 3,213,000 of ink dots. Before setting to the creation of dots, Endara had to use a pencil to sketch stroke and lines for his painting.

I've learned from artist Miguel Endara. His works were stemmed from his emotion to present a work that required the patience and meticulousity. Artist Miguel Endara said that: "I've always wanted to honor the greatness of my father, and found my art as a perfect way to do so. He was a great man, in every aspect, and I desire to simulate my personality when I was growing up". So Miguel Endara was inspired by portraying his father by technique of dotting to express his love to his father.



Figure 3 Artist : Miguel Endara  
Title : Lily With a Pearl Earring, 2010  
Size : 11 x 17 inch  
Techniques : Pen on paper



The work is the scene where he was with his beloved wife. He depicted his emotion by the technique of dotting which expressed the love and the fully kind-hearted look, a great moment when he and his wife, Lily had.



Figure 4 Artist : Buu Chi  
Title : I only see the sun  
Size : 80 x 60 centimeter  
Techniques : Pen on paper

In this kind of painting Artist Buu Chi draw the sun, as the truth, a hope to reach since the day he was at home. The content in the paintings that artist Buu Chi mentioned was the struggle for political prisoners in South Vietnam in the early 1970s. Many media also used paintings of Buu Chi to illustrate the plight and aspirations of Vietnamese people.







Figure 5 Artist : Buu Chi

Title : Untitle

Size : 80 x 60 centimeter

Techniques : Pen on paper

The result of this creation was presented basing on the throughout idea from the beginning of the research process, which was the expression of feelings of sadness, pain and impasse without having the escape in thought, in human life and of myself. The message I want to convey was the memories which were expressed through the element of movements and rhythm of the fabric combined with the shape of the rough, hard and full of cracking on the body of the stone statue in different posture, movements of a human being. The final result was that the works has been successful in creating visual effects, which gave viewers a new strange sense of plastic and formed individual



creation style for the artist. And this creation also brought about the new particularly appearance.



## CHAPTER III

### CREATIVITY METHODS

This chapter gives an outline of the study design and procedure. The procedure of the study concluded from chapter two and other frameworks which involve with “The image of my sad memories”. This creation will be presented according to the following topics:

1. Sketches
2. Material and Equipment
3. Work creation

#### Sketches

1. Review the images of the postures of sorrow, loneliness and sad feelings of my self, then study and look for the most beautiful image.
2. Use lines to sketch the shape and the movement of the cloths...
3. Arrange all postures into a reasonable composition.
4. Create a continuous link for each posture and the path of the cloths to establish a continuous movement throughout the entire work with the style of series of paintings.
5. Sketch may times with many different layouts.
6. Select the perfect sketch that is suitable with the main concept.
7. Use the above sketch with different emotions to find out the most perfect sketch which has appropriate color tone, bright and dark, contrast between light and shade...
8. Select the final sketch.



## Material and Equipment

The Materials include paint, or acrylic to create the background, oil brush, ink.. Covering grey acrylic on canvas, forming the sad image with the selected idea, using brush to create strokes of each layer of cloths with different dark and bright color to create the fixed depth of cloth's layers. Using the bright acrylic to cover all the body of statue, considering the dark and bright, and following the path of the fixed light to combine the cracks on the body of statue in order to make the viewers feel the physical pain of the author.

After adjusting completely all statues with cloths, paint the background optionally with the black color to create the depth for the work, additionally, to make the viewers see easily hidden corners as the hidden sorrows in dull space, the dark corner of emotion. When looking at the author's work, the viewers can feel in their soul a certain sorrow of the author or of their own.

## Work Creation

Choose the appropriate sketch with the primary requirement: nice composition, the images must be highly refined to create lines, diversified postures. The whole composition has to create a continuation of repeated lines, combining different images appropriately in the whole paintings with main concept.

The composition has to create the rhythm and movement of the cloths. Select the final sketch in accordance with primary requirement.

### 1. Works in Step 1

This is the first step of experiment which was the expression of specific emotions through the shape of stone statues to show the feelings to viewers so that they will feel the emotion of his/her own sadness.






Figure 6 The Image of my sad memories 1

Size : 1.3 x 1.3 m.

Material : Iron pen

Technical : The dotted

Category : Sell abstract



## 2. Works in Step 2

Following the wave of emotion from the first series of painting, I have developed my feelings through overlapping layers of fabric. This showed the sandness that can not be completely told. The image of the cracking statue was my pain when life around me still had too much sorrow which was not be able to speak out.

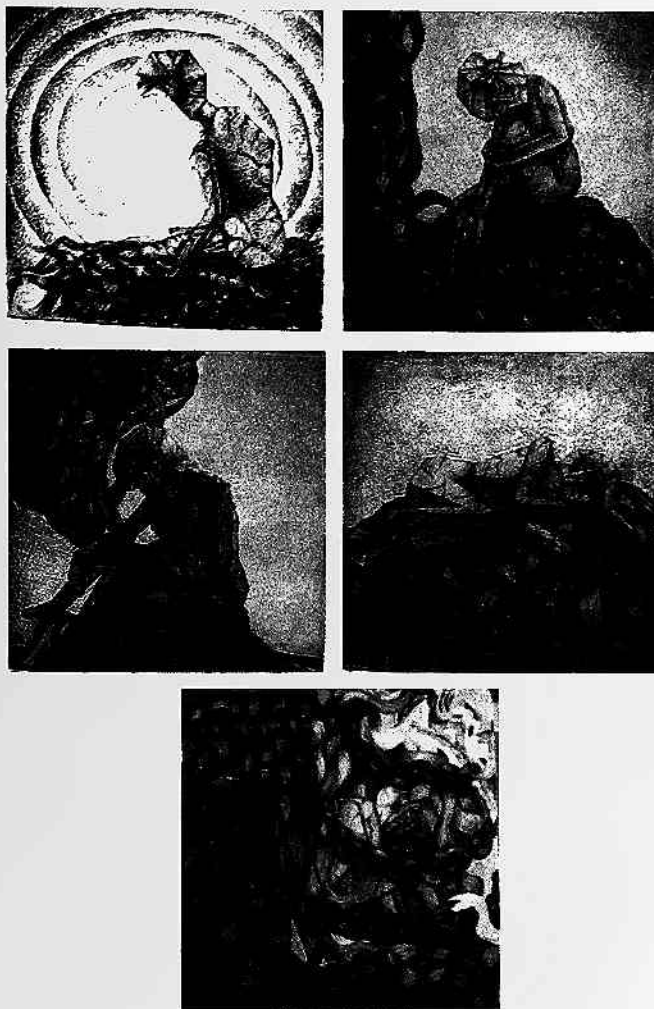


Figure 7 The Image of my sad memories 2

Size : 1.3 x 1.3 m.

Material : Iron pen

Technical : The dotted

Category : Sell abstract



### 3. Works in Step 3

After finishing finding ideas and choosing certain way of expression, I continued representing my emotions through thoughts, memories that I used to experience. By giving the viewer the chance to feel the sadness, loneliness through the works helped creating the flow of emotions.

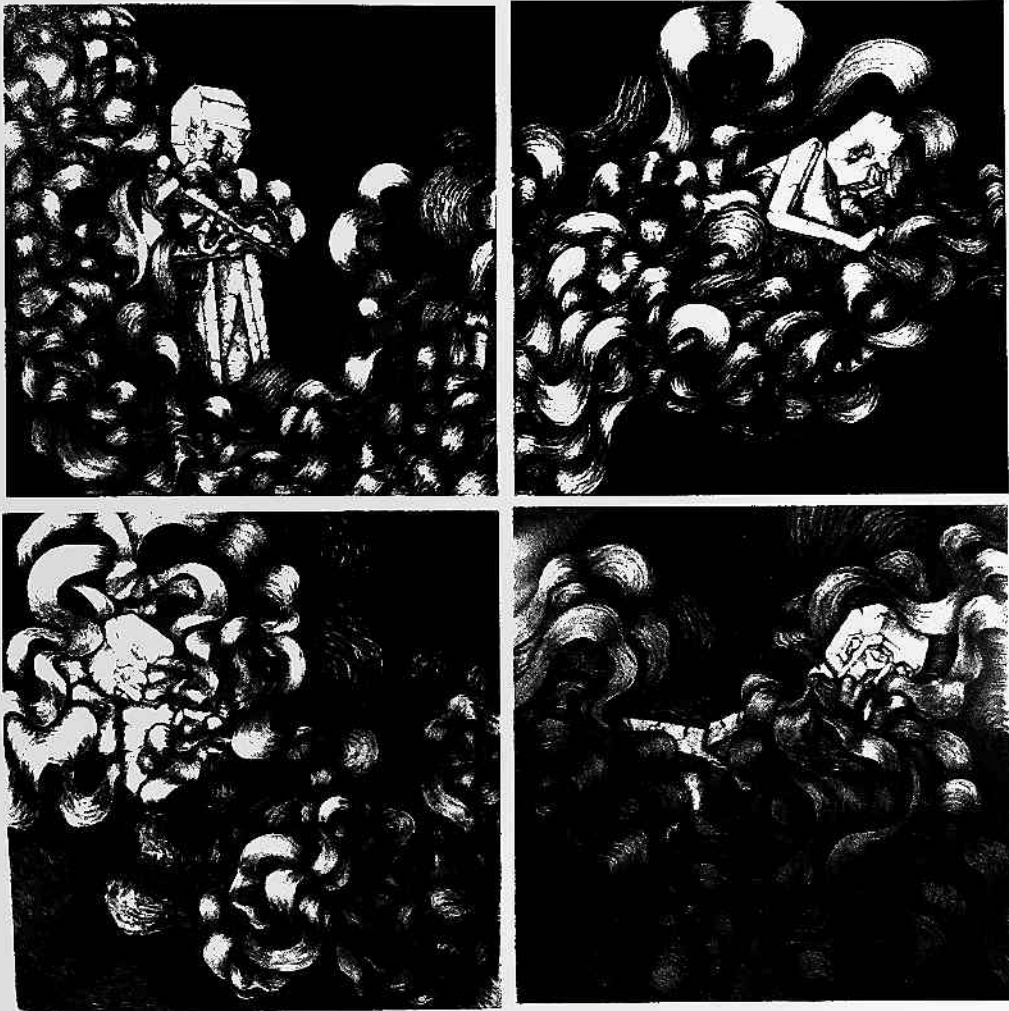


Figure 8 The Image of my sad memories 3

Size : 1.3 x 1.3 m.

Material : Iron pen in canvas

Technical : The dotted

Category : Sell abstract



## 4. Word in step 4

Continue uninterrupted painting ideas, fresh perspective and free exchange. create the visual perspective of the direction intention authors want to lead by threading of the back of the work.

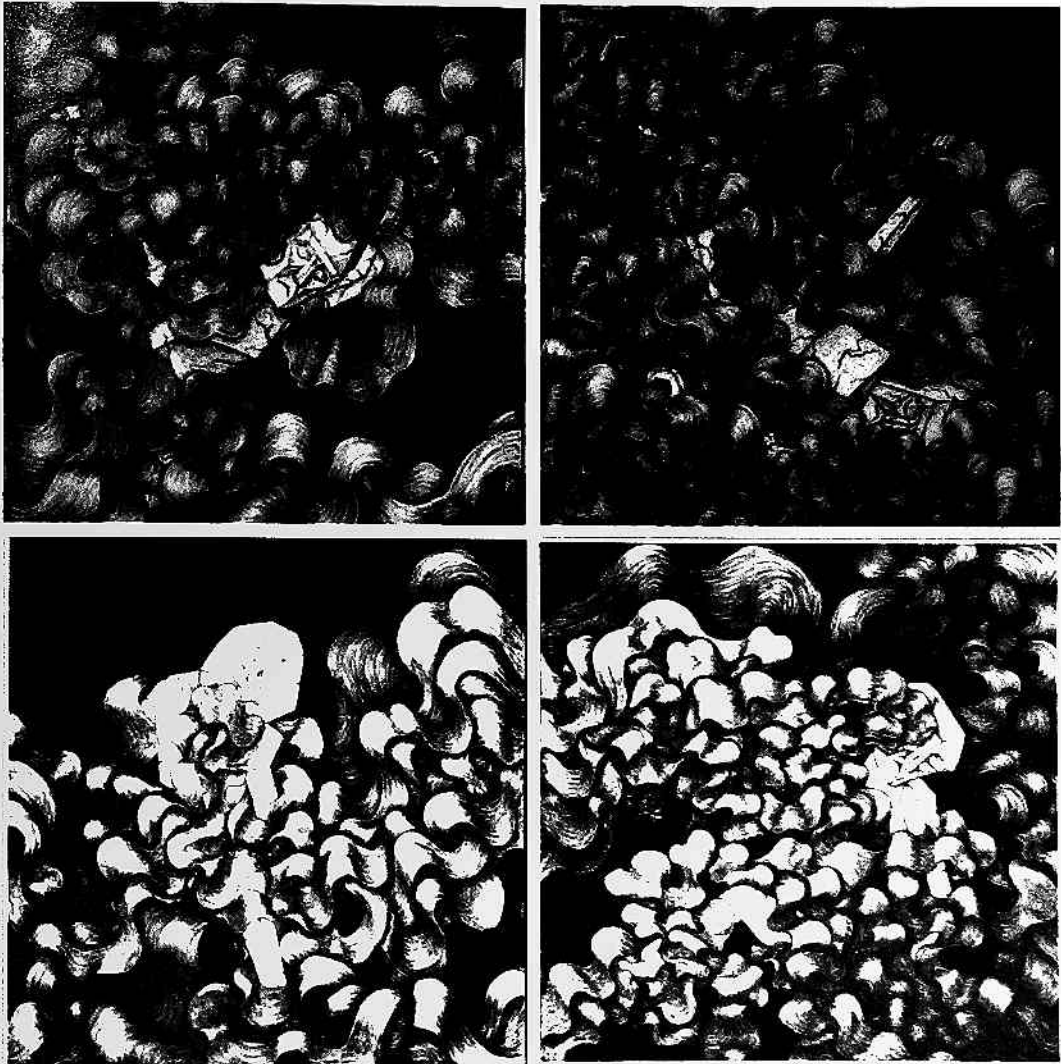


Figure 9 The Image of my sad memories 3

Size : 1.3 x 1.3 m.

Material : Iron pen

Technical : The dotted

Category : Sell abstract





## CHAPTER IV

### RESULTS

This chapter intends to “The image of my sad memories”. The focus of this chapter is to illustrate to the results. Thus, the results of this creation are shown into the following topics:

1. Works before thesis
2. Thesis works

#### Works before Thesis

##### 1. Phase 1 (1<sup>st</sup> evaluation)

###### 1.1 Content

The art works with the theme “The image of my sad memories” were presented basing on the throughout idea from the beginning of the research process, which was the expression of feelings of sadness, pain and impasse without having the escape in thought, in human life and of myself. The message I want to convey was the memories which were expressed through the element of movements and rhythm of the fabric combined with the shape of the rough, hard and full of cracking on the body of the stone statue in different posture, movements of a human being. The final result was that the works has been successful in creating visual effects, which gave viewers a new strange sense of plastic and formed individual creation style for the artist.

###### 1.2 Form

Through the sign of my own emotion and the characteristics of the image to express the cracking stone statue image combining with overlapping layers of fabric, lines, colors to present the sadness and loneliness without escaping from it... placed in a semi - abstract space... Concerning more about the smoothness of emotion flow in order to convey feelings into the cracking stone statue image to highlight the meaning and content is to express the mood.



### 1.3 Technique

The way of drawing - painting used the technique of iron pen on canvas combining with acrylic colors to express the forms and structure of the stone statue blending with the fabric to make up the new perspective, to feel the subtleness of colors and the movements of time and space. Using the technique of iron pen (dots, lines, cubes...) to create the diversity, the contrast on quality and space of things throughout the whole content of works.

### 1.4 Problem and resolution

The art works have gained certain effects in terms of visual perception and arts and created personal style for the artist. There were no content changes from the previous work, only a small change basing on the opinions and comments of the teachers in the previous evaluation. It made it much clearer in content and concept of the art works later.

However, according to the comments of the Arts committee and teachers of the Faculty of Fine and Applied Arts, the problems faced this time were as followings:

#### 1.4.1 Assoc. Prof. Boonton Chettasurat

Generally, art works at this time showed no breakthrough, development comparing to those carried out in Mahasarakham in Thailand. You must work harder for the next evaluation.

#### 1.4.2 Asst. Prof. Apichart Saengkrai

The stone statue has been changed in shape and clearly reflected the beauty of the shape that you wanted to convey to viewers. The fabric shown in this series of art works was just the first basic inspiration. There should be more focus on other art elements. To get the important content of art, it was a need to reflect the deeper nature of the content than just stopped at the pure beauty. Besides, the art form also needed to be changed.



#### 1.4.3 Mr. Yuttana Paigapat

There was quite a lot of change in perspective. Adding green color gave the fresh perspective for the art works. However, the lines should be changed in different sizes, direction of movement, rhythm and different angel of view.

#### 1.4.4 Dr. Vuthipong Roadkasamsri

“What would you like your art works to tell us?” I replied: “The intention of my art works at this time is to express the pain of a woman in love, the image expresses stronger status, the rhythm of fabric was also stronger. The most prominent thing is the heart of the cracking stone statue is cracked clearer...”.



Figure 10 Works before thesis phase 1

Title : The Image of my sad memories No.1

Size : 320 x 160 centimeter

Technique : pen iron, acrylic in canvas



## 2. Phase 2 (2<sup>nd</sup> evaluation)

### 2.1 Content

The art works this time had the same idea as those of the previous time, which was the expression of feelings of sadness, pain and the impasse without escaping in the thought and mind of the author's memories which have undergone through elements of movement and rhythm of the fabric combining with the rough shape, hard and full of cracking on the body of the stone statue in the postures, and movements of a human being. However, there was differences from the last time was the exploitation of different angles and viewpoints creating new strange perspective. The final result of the art works was the creation of visual arts effects, brought viewers the new strange feelings about art forming, making the connection in term of content, form and techniques with the previous art works and create the continuity in creation. All of these factors made up the personal style for the author.

### 2.2 Form

Through the personal emotional signs, characteristics of the image to express my art works were the movements of rythm, thin and thick of the form of fabric, creating new angle of view. Concerning more about the smoothness of the flow of thought to convey emotions on the cracking stone statue and the fabric to highlight the meaning, the content, which were the emotional reflection. Stimenteneously, changing the vivid gamut of colors, suitable with the idea to express the spirit and distinct characteristics of the sad mememories in the art works.

### 2.3 Technique

The way of drawing - painting, using the technique of iron pen on canvas, combining with the change of acrylic colors to feel the subtleness of color to create the movements and rythm of lines. The background was paid more attention to get the depth effects, which made the vivers feel the disticnt spirit of the movement of time, space and emotions in the art works.



## 2.4 Problem and resolution

Art works gained certain visual and artistic effects and created the own style. My works presented clearly the purpose, content I wanted to convey to viewers. There was no change from the previous working, there was only small change basing on the comments of teachers through each evaluation time, which were fully and clearly put into working in terms of content, concept of my art works later.

However, according to the comments of the Arts committee and teachers of the Faculty of Fine and Applied Arts, the problems faced this time were as followings:

### 2.4.1 Dr. Arkom Sangiamvibool

The repeat on art form, lines used in the art works were too even, steady so it did not create any differences comparing with previous art works. The image should be taken consideration if it should be changed or not. The movement of the fabric should be continuous not be unexpectedly broken because in terms of visualization, it made people feel uncomfortable. However, changing colors in the art works and the expression of movements of the fabric created better feeling of visualization. The author should pay attention to previous success in the expression way of the art works in set painting and should research more on expression way and find new techniques to combine with the image to get the diversity when looking at.

### 2.4.2 Mr. Pisit Huttagonvijit

Author should try to pay attention to the creation style implementing in next activities. The author should not be influenced by artists whose works she saw before and lost her own style because the author has studied and created art works showing the author's own image.

### 2.4.3 Dr. Suchat Sukna

The background should be changed to make the difference between figure and background, front and back. The series of art works this time achieved a certain progress in the use of new colors, the image was exploited with different angles of views, all were combined together to create a new composition with different points of view.



#### 2.4.4 Asst. Prof. Apichart Saengkrai

The stone statue had the changes in shape, but not be as beautiful as the previous one and the fabric shown in these art works this time were more emotional, more flexible in shape. The emotions should be paid attention and regulated to express better in the following art works.



Figure 11 Works before thesis phase 2

Title : The Image of my sad memories No.2

Size : 320 x 160 centimeter

Technique : pen iron, acrylic in canvas



### 3. Phase 3 (3<sup>rd</sup> evaluation)

#### 3.1 Content

The art works this time had the same idea as those of the previous time, which was the expression of feelings of sadness, pain and the impasse without escaping in the thought and mind of the author's memories which have undergone through elements of movement and rhythm of the fabric combining with the rough shape, hard and full of cracking on the body of the stone statue in the postures, and movements of a human being. However, there was differences from the last time was the exploitation of different angles and viewpoints creating new strange perspective. . Linking the whole art works to create a unity The final result of the art works was the creation of visual arts effects, brought viewers the new strange feelings about art forming, making the connection in term of content, form and techniques with the previous art works.

#### 3.2 Form

Through the personal emotional signs, characteristics of the image to express my art works were the movements of rythm, thin and thick of the form of fabric, creating new angle of view. . Linking the whole art works to create a unity ,concerning more about the smoothness of the flow of thought to convey emotions on the cracking stone statue and the fabric to highlight the meaning, the content, which were the emotional reflection. Stimenteneously, changing the vivid gamut of colors, suitable with the idea to express the spirit and distinct characteristics of the sad memories in the art works.

#### 3.3 Technique

The way of drawing - painting, using the technique of iron pen on canvas, combining with the overall of the painting, combining with the change of acrylic colors to feel the subtleness of color to create the movements and rythm of lines. The background was paid more attention to get the depth effects, which made the vivers feel the disticnt spirit of the movement of time, space and emotions in the art works.



### 3.4 Problem and resolution

My work was carried out clearly the purpose, content that I wanted to convey to viewers. There were no content changes from the previous work, only a small change basing on the opinions and comments of the teachers in the previous evaluation. It made it much clearer in content and concept of the art works later.

However, according to the comments of the Arts committee and teachers of the Faculty of Fine and Applied Arts, the problems faced this time were as followings:

#### 3.4.1 According to Mr. Sakchai Uttitho

The art works showed the strength of flow of thought, creating the new and clear perspective in the art works presentation in big size. They were good but you should pay more attention to the emotions to easily control.

#### 3.4.2 According to Mr. Yuttana Paigapat

There was a lot of change in the perspective. Generally seeing, there was the strength of the flow of thought, however, there should be changes in the sizes of lines, direction of movement, rhythm and different angle of view of the fabric. Adding more suitable colors for the fabric to match up with interlaced ideas, to create more emotions. It was only necessary to express one part of the stone status, no need to see the face, hands...Avoiding telling in a lengthy way in the art works.








Figure 12 Works before thesis phase 3

Title : The Image of my sad memories No.3

Size : 740 x 320 centimeter

Technique : pen iron, acrylic in canvas



## Thesis Works

### 1. Phase 1 (1<sup>st</sup> evaluation)

#### 1.1 Content

The art works this time had the same idea as those of the previous time, which was the expression of feelings of sadness, pain and the impasse without escaping in the thought and mind of the author's memories which have undergone through elements of movement and rhythm of the fabric combining with the rough shape, hard and full of cracking on the body of the stone statue in the postures, and movements of a human being. However, there was differences from the last time was the exploitation of different angles and viewpoints creating new strange perspective. The final result of the art works was the creation of visual arts effects, brought viewers the new strange feelings about art forming, making the connection in term of content, form and techniques with the previous art works and create the continuity in creation. All of these factors made up the personal style for the author.

#### 1.2 Form

Through the personal emotional signs, characteristics of the image to express my art works were the movements of rythm, thin and thick of the form of fabric, creating new angle of view.. Linking the whole art works to create a unity ,concerning more about the smoothness of the flow of thought to convey emotions on the cracking stone statue and the fabric to highlight the meaning, the content, which were the emotional reflection. Stimenteneously, changing the vivid gamut of colors, suitable with the idea to express the spirit and distinct characteristics of the sad memories in the art works.

#### 1.3 Technique

The way of painting, using the technique of acrylic on canvas, combining with the overall of the painting, combining with the change of acrylic colors to feel the subtleness of color to create the movements and rhythm of lines. The background was paid more attention to get the depth effects, which made the viewers feel the distinct spirit of the movement of time, space and emotions in the art works.



#### 1.4 Problem and resolution

My work was carried out clearly the purpose, content that I wanted to convey to viewers. There were no content changes from the previous work, only a small change basing on the opinions and comments of the teachers in the previous evaluation. It made it much clearer in content and concept of the art works later.

However, according to the comments of the Arts committee and teachers of the Faculty of Fine and Applied Arts, the problems faced this time were as followings:

##### 1.4.1 Asst. Prof. Apichart Saengkrai

The stone statue has been changed in shape and clearly reflected the beauty of the shape that you wanted to convey to viewers. The fabric shown in this series of art works was just the first basic inspiration. Expression changing from drawing through acrylic techniques, better, more beautiful and shows the power of strong inner author.

##### 1.4.2 Dr. Suchat Sukna

The background should be changed to make the difference between figure and background, front and back. The series of art works this time achieved a certain progress in the use of new colors, the image was exploited with different angles of views, all were combined together to create a new composition with different points of view.





Figure 13 Thesis works phase 1

Title : The Image of my sad memories No.4

Size : 320 x 260 centimeter

Technique : Acrylic on canvas



## 2. Phase 2 (2<sup>nd</sup> evaluation)

### 2.1 Content

The art works with the theme “The image of my sad memories” were presented basing on the throughout idea from the beginning of the research process, which was the expression of feelings of sadness, pain and impasse without having the escape in thought, in human life and of myself. The message I want to convey was the memories which were expressed through the element of movements and rhythm of the fabric combined with the shape of the rough, hard and full of cracking on the body of the stone statue in different posture, movements of a human being. The final result was that the works has been successful in creating visual effects, which gave viewers a new strange sense of plastic and formed individual creation style for the artist.

### 2.2 Form

Through the sign of my own emotion and the characteristics of the image to express the cracking stone statue image combining with overlapping layers of fabric, lines, colors to present the sadness and loneliness without escaping from it... placed in a semi-abstract space... Concerning more about the smoothness of emotion flow in order to convey feelings into the cracking stone statue image to highlight the meaning and content is to express the mood.

### 2.3 Technique

The way of painting used the technique of iron pen on canvas combining with acrylic colors to express the forms and structure of the stone statue blending with the fabric to make up the new perspective, to feel the subtleness of colors and the movements of time and space.

### 2.4 Problem and resolution

The art works have gained certain effects in terms of visual perception and arts and created personal style for the artist. There were no content changes from the previous work, only a small change basing on the opinions and comments of the teachers in the previous evaluation. It made it much clearer in content and concept of the art works later.





Figure 14 Thesis works phase 2

Title : The Image of my sad memories No.5

Size : 320 x 260 centimeter

Technique : Acrylic



### 3. Phase 3 (3<sup>rd</sup> evaluation)

#### 3.1 Content

The art works this time had the same idea as those of the previous time, which was the expression of feelings of sadness, pain and the impasse without escaping in the thought and mind of the author's memories which have undergone through elements of movement and rhythm of the fabric combining with the rough shape, hard and full of cracking on the body of the stone statue in the postures, and movements of a human being. However, there was differences from the last time was the exploitation of different angles and viewpoints creating new strange perspective. The final result of the art works was the creation of visual arts effects, brought viewers the new strange feelings about art forming, making the connection in term of content, form and techniques with the previous art works and create the continuity in creation. All of these factors made up the personal style for the author.

#### 3.2 Form

Through the personal emotional signs, characteristics of the image to express my art works were the movements of rhythm, thin and thick of the form of fabric, creating new angle of view.. Linking the whole art works to create a unity ,concerning more about the smoothness of the flow of thought to convey emotions on the cracking stone statue and the fabric to highlight the meaning, the content, which were the emotional reflection. Stimenteneously, changing the vivid gamut of colors, suitable with the idea to express the spirit and distinct characteristics of the sad mememories in the art works.

#### 3.3 Technique

The way of painting, using the technique of acrylic on canvas, combining with the overall of the painting, combining with the change of acrylic colors to feel the subtleness of color to create the movements and rhythm of lines. The background was paid more attention to get the depth effects, which made the viewers feel the distinct spirit of the movement of time, space and emotions in the art works.



### 3.4 Problem and resolution

My work was carried out clearly the purpose, content that I wanted to convey to viewers. There were no content changes from the previous work, only a small change basing on the opinions and comments of the teachers in the previous evaluation. It made it much clearer in content and concept of the art works later.

However, according to the comments of the Arts committee and teachers of the Faculty of Fine and Applied Arts, the problems faced this time were as followings:

#### 3.4.1 Artist : Vinh Dang Mau Tuu and Artist : Vinh Phoi

Works apparent power, power of women, there is a strong emotion, very good. Shown raged inwardly good, the obvious beauty of the line of thinking, to combine the traditional pattern, the ancient capital of Vietnam into a modern, depth, distance degree, identity good level, have their own unique style... etc...



Figure 15 Thesis works phase 3

Title : The image of my sad memories No.6

Size : 800 x 260 centimeter

Technique : Acrylic





The purpose of creation came from the sense of life around and the profound sadness, the pain of people, the experienced circumstances in my life. The stone statue with the cracks in the body mingling with the flexible lines of fabric wrapping its body was known as the main image. Besides, my works was the combination of the technique of dotting and lines produced by pen iron for a specific image and sad colors, which made the viewers think and feel specific emotions in visual art works that I wanted to show. Through the creative process works, I found my direction in accordance with the objectives and the initial idea. These works have shown the concept of the scheme. Giving viewers thinking and feelings revolve around the notion of time, the experience, the pain of the woman. But the work has not been completed and the necessary repairs at multiple points. But personally I think the essence of art is never finished. Therefore it requires creativity, experience and discover restless artist. It made me trust and effort on their path.



## CHAPTER V

### CONCLUSION DISCUSSION AND RECOMMENDATION

This chapter examines the extent to which the study problems have been resolution by the work, study and how the findings add to the existent literature. Conclusion about the creation purposes and the creation resolution are drawn based on the results findings. It will be presented according to the following topics:

1. Conclusion
2. Discussion
3. Recommendation

#### Conclusion

This visual arts creation thesis, “The Image of my sad memories” consisted of two purposes, which were 1) to study from the feel of the mood in the past and at present of mine, have experienced the difficulties and obstacles in life, the disagreement of each family’s member making it sometimes feel suffocating, the act of selfishness, jealousy of friends whom I trust and love but they do not have feelings for me, etc. and 2) to create the visual arts which was Drawing - Painting in Works are presented in the form of group painting in the semi abstract style that expressed via form exploiting the main image which is the image of the statue with full of crackings in the body replacing for the image of the author. Although, it seems to be lifeless statue to look at, it secretly means to make viewers feel the emotions of sadness, stronger loneliness than present a real human being shown in the work but lifeless. Although the fabric is soft, it has a quite large internal force, which can be wrapped around the hard shape of the statue’s body and creates the pressure making it suffocating, affected, can not be defended until the statue has to be cracked because of the pain was used from Soft line movements of Acrylic colors combined with the arrays, dots, blocks of iron pen ink on canvas, creates the diverse perception of the Drawing - Painting category, which conveyed the purpose of this creation is to bring a newer and more creative perception,



work's presentation and natural way of drawing in thought, not following the way of techniques, way of work expression and evaluation of predecessors. The searching of expression technique is an important element that creates the distinction and difference in style for the works. And this creation also brought about the new particularly appearance. The operation of this creation was collected from the primary inspiration, data collection, and influence from creative work. The data analysis was clearly analyzed in order to theme, form, technique, and process through visual element and visual principle to satisfy of concept and specially character for Works are presented in the form of group painting, ten piece.

The result of this creation was presented basing on the throughout idea from the beginning of the research process, which was the expression of feelings of sadness, pain and impasse without having the escape in thought, in human life and of myself. The message I want to convey was the memories which were expressed through the element of movements and rhythm of the fabric combined with the shape of the rough, hard and full of cracking on the body of the stone statue in different posture, movements of a human being. The final result was that the works has been successful in creating visual effects, which gave viewers a new strange sense of plastic and formed individual creation style for the artist. And this creation also brought about the new particularly appearance.

## **Discussion**

The result of creation was discovered which indicated

### 1. The new finding/ The new knowledge

The art works was shown to express the inside beauty. The emotions in the past sometimes could not be clearly presented, seamless to make viewers fully understand and feel the sadness, the pain of every human being and of the author. It was the important element to create the unique and different style for the art works.

### 2. The personality of creator such as

Through the signs of my self's emotions, the characteristic of the image to present cracking of the stone statue combining with the fabric intertwined with each



other, lines, colors, created sadness of loneliness and sorrow without being able to escape ... put in the context of semi - abstract space ... paid more attention to the softness of the flow of emotion to convey emotional feelings on the cracking stone to highlight the meaning, content, which was the mood's reflection. Developing and renewing the art works and was an indispensable work. The size of the art works in accordance with the vision helped have a clearer sense of meaning and feelings of the author. With the same idea throughout the creation process but in each step, the authors had further research and development. First of all, it was the research to explore a lot of different moving postures of the main image through data. Next, in terms of composition, it was the finding of many different moving compositions, exploiting the unique point of view and perspective comparing to the reality. The way of expressions have also been changed from using one size of lines to various sizes of lines and to different movement of colors in later art works to create the differences in terms of visual element, as well as made a variance in visual art language. With this expression way made the difference in style and visual language comparing to other artists 'art works whose themes are about the feeling of sadness in the memories of every human being. At the same time, it also created a style for myself which was the expression in visual language mainly basing on lines, mass, cubes. This was not an accidental discovery but the accumulation of a long process of thinking, and researching.

### 3. The originality was

Drawing - painting, using iron pen on canvas technique, combining with acrylic colors to show the morphology and structure of the stone statue blending with the fabric that made up the new perspective, felt the subtleness of colors and the movement of time and space. Using materials and iron pen technique (dots, lines, mass, cubes etc.) which made up the richness of this creation process and has demonstrated the development of the content, ideas contributing to forming the personal style and unique style of art work creation.

### 4. The values were

From these elements through images of sadness, endless feelings of myself, relatives and friends around me that inspired me to learn and want to show it through the emotion of myself and to express it under the viewing of the art of painting.



And above all, it was my feeling which may not understood completely and generally about any kind of certain sadness, however, it could also be a good thing for my creation experience through a sense of a new issue in a natural way without being forced by a known issue through my true emotion. This gave me a new strange inspiration in work creation.

#### 5. The effects or reaction on social or technical field was

From collecting the visual images and through methods of data collection method. I have had many new feelings and I found an appropriate technique to show my work. The characters in my artworks had high symbolic quality in nature, it brought the shape of sorrow by my feelings, especially I exploited moving elements when they were in the state of violence or peace to express the inescapable pains in soul with the overlapped cloths. To show this concept, I selected the technique of description by lines because the multi - dimensional of line will create the flexibility and movement for my work as the expectation. Simultaneously, I added the lines of thinking through images of cloths wrapped around the cracked statue in almost my artworks. It seemed to be a system for certain emotions for the line to create the in-depth in space for my work.

### **Recommendation**

The forms and techniques that I expressed could also raised some problems needed to be overcome in term of technique to create the subtleness of lines, to represent a variety of sizes of lines, the contrast of the main image. Finding materials, colors, and way of expressing the image in a variety of way created a new look and the difference in the visualization, as well as made the variation in the visual arts language to present the feelings of the image more clearly.

Through this series of art works, finding and using suitable techniques and colors consistent with the idea of the art works, and the source of endless emotions of the author and not of anyone else, but for me it is very important, I want to share with my colleagues that: "You should try to get some time to penetrate, to contact and deeply and respectfully felt the inmost feelings in the inner world of a human being. We can not look at their appearance and judge them, and commit them to the things that is not



true to them. It is the real feelings of a human being. It is really effective for you to get valuable inspiration, to capture the extraordinary and right things, and you'll be sure to draw a lot of experience from what you perceive from their world in an objective way. Working methods, using appropriate techniques to make the art works be welcomed and deeply felt by the public, that's the important thing." Besides, the development, finding the way of expression, new techniques in the idea to create the personal style can be continued for those who are interested in. They can use this creation style to express different themes, such as: transferring into the sculpture or installation works basing on visual art language with lines that I created through my painting works.



## **BIBLIOGRAPHY**



## BIBLIOGRAPHY

- Bui Van Phu. (2009). *few notes about the works of Buu Chi*. [Online]. Available from: <http://damau.org/archives/9051> [accessed 22 January 2012].
- Hoang Viet. (2012). *Grave house statue and some ponder pain*. [Online]. Available from: <http://www.Pleikucafe.com/ver2/tin-tuc-24h/pleku-xua-va-nay/tuong-nha-mo-vai-suy-ngam.html> [accessed 22 January 2012].
- Miguelendara. (2011). *Hero*. [Online]. Available from: <http://miguelendara.com/prints/hero/> [accessed 5 February 2012].
- Nguyen Dinh Dang. (2006). *What is Art?*. [Online]. Available from: <http://www.talawas.org/talaDB/showFile.php?res=6249&rb=0104> [accessed 03 January 2012].
- Nguyen Khac Phe. (2006). *Artist Buu Chi and painting "scandal"*. [Online]. Available from: <http://antget.cand.com.vn/New/PrintView.aspx?ID=50630> [accessed 22 January 2012].
- Nguyen Quan. (1990). *Notes on art*. Hanoi: Fine Arts Publishing House.
- Nguyen Tran. (1993). *World Art History*. Hanoi: Hanoi College of Art.
- Ocvirk, Stinson, Wigg, Bone and Cayton. (2006). *Art Fundamentals*. (Le Thanh, Trans). n.p.: Aesthetics Publishing House.
- Le Thanh Tran. (2006). *Ocvirk get at*. n.p.: Aesthetics Publishing House.
- Quoc Van. (2011). *The sweetness pain*. [Online]. Available from: <http://www.daminhvn.net/tai-lieu/42255-nhung-noi-dau-ngot-ngao> [accessed 22 January 2012].
- The Picture of sad girl disappointment, alone*. (n.d.). [Online]. Available from: <http://www.google.com.vn>. [accessed 10 January 2012].
- Tran Thi Bay. (1997). *Line and colour of graphic print in general*. Ho Chi Minh: Ho Chi Minh Art University.
- Van Ngoc. (2004). *Going Painting in the Modern World*. Hanoi: Hanoi Publisher.





## VITA



## VITA

**NAME** Miss Thu Huong Nguyen  
**DATE OF BIRTH** April 12, 1983  
**PLACE OF BIRTH** Da Nang city, Viet Nam  
**ADDRESS** 41F/52 Truc street, Ward13, District Binh Thanh, Ho Chi Minh city, Vietnam  
**POSITION** -  
**PLACE OF WORK** -  
**EDUCATION**  
2010 Bachelor of Fine Arts (B.A.) in Graphic Arts,  
Ton Duc Thang University  
2014 Master of Fine Arts (M.F.A.) in Visual Arts  
Mahasakham University

