



Wastescape

Duc thanh Nguyen

A Thesis Submitted in Partial Fulfillment of Requirements for
degree of Master of Fine Arts in Visual Arts

May 2022

Copyright of Mahasarakham University

พื้นที่ยะ

วิทยานิพนธ์
ของ
Duc thanh Nguyen


เสนอต่อมหาวิทยาลัยมหาสารคาม เพื่อเป็นส่วนหนึ่งของการศึกษาตามหลักสูตร
ปริญญาศิลปกรรมศาสตรมหาบัณฑิต สาขาวิชาทัศนศิลป์

พฤษภาคม 2565

ลิขสิทธิ์เป็นของมหาวิทยาลัยมหาสารคาม

Wastescape

Duc thanh Nguyen



A Thesis Submitted in Partial Fulfillment of Requirements
for Master of Fine Arts (Visual Arts)

May 2022

Copyright of Mahasarakham University



The examining committee has unanimously approved this Thesis, submitted by Mr. Duc thanh Nguyen , as a partial fulfillment of the requirements for the Master of Fine Arts Visual Arts at Mahasarakham University

Examining Committee

..... Chairman
(Assoc. Prof. Boontan Chetthasurat)

..... Advisor
(Asst. Prof. Adool Booncham ,
Ph.D.)

..... Co-advisor
(Asst. Prof. Suchat Sukna , Ph.D.)

..... Committee
(Prof. Parinya Tantisuk)

..... Committee
(Prof. Pongdei Chaiyakur)

..... Committee
(Asst. Prof. Somporn Rodboon)

Mahasarakham University has granted approval to accept this Thesis as a partial fulfillment of the requirements for the Master of Fine Arts Visual Arts

.....
(Prof. Supachai Singyabuth , Ph.D.)
Dean of Faculty of Fine - Applied Arts
and Cultural Science

.....
(Assoc. Prof. Krit Chaimoon , Ph.D.)
Dean of Graduate School

TITLE Wastescape
AUTHOR Duc thanh Nguyen
ADVISORS Assistant Professor Adool Booncham , Ph.D.
Assistant Professor Suchat Sukna , Ph.D.
DEGREE Master of Fine Arts **MAJOR** Visual Arts
UNIVERSITY Mahasarakham **YEAR** 2022
University

ABSTRACT

This visual arts creation thesis, *Wastescape* consisted of two purposes, which were 1) to study about environmental waste and 2) to create the visual arts which was painting that expressed via form mixed waste was used from acrylic color and paint on canvas which conveyed the feeling overwhelmed by the problem of pollution, surprised at the terrible garbage situation. The operation of this creation was collected field data in Danang city where i live , documentary data Plastic waste – The current issue of polluted plastic waste, Da Nang faces the challenge of "white" pollution from plastic waste , and influence from creative work of Eduarado Srur, creative work of Chester Arnold. The data analysis was clearly analyzed in order to theme, form, technique, and process to satisfy of concept and specially character for visual art work piece.

The result of this creation was found in the series of works showing the author's surprised look at the reality of environmental waste. And this creation also brought about the new particularly appearance.

Keyword : Wastescape, waste, acrylic painting, plastic waste

ACKNOWLEDGEMENTS

The thesis would not have been accomplished if without the help from several people. First of all, I would like to thank Assistant Professor Adool Booncham, Ph.D Assistant Professor Suchat Sukna, Ph.D Associate Professor Boontan Chetthasurat and Professor Parinya Tantisuk, Professor Pongdei Chaikyakur, Assistant Professor Somporn Rodboon.

I was very fortunate to have many friends both within and outside the Faculty of Accountancy and Management during my doctoral life. I thank them all for their being very supportive.

I would also like to thank Assistant Professor Kanokwan Nithiratphat who is the specialist, whose advice and assistance throughout this creation.

I am deeply indebted to Assistant Professor Satit Tesana who gave his/her guidance, help and support academic success.

Duc thanh Nguyen

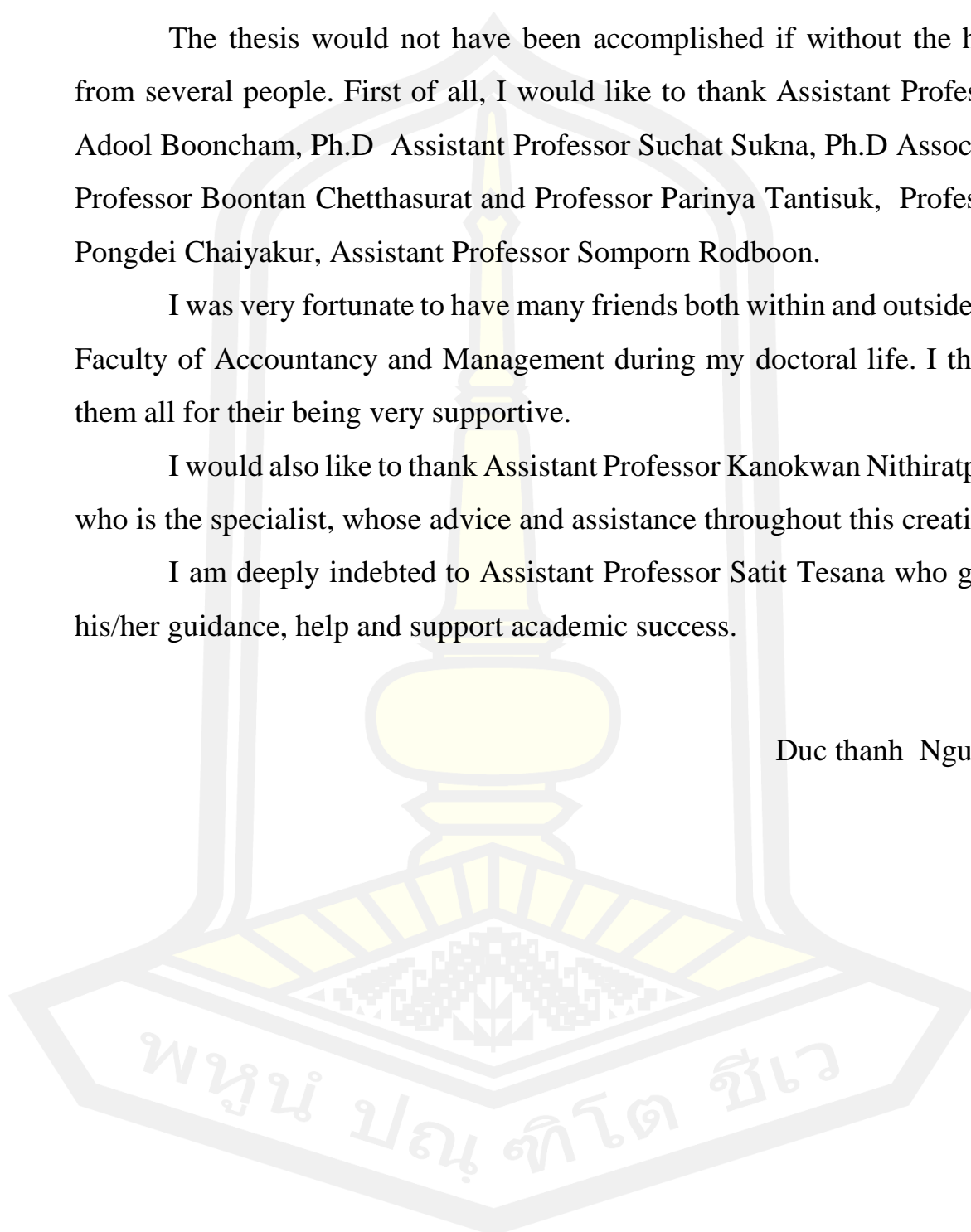



TABLE OF CONTENTS

	Page
ABSTRACT.....	D
ACKNOWLEDGEMENTS.....	E
TABLE OF CONTENTS.....	F
LIST OF FIGURES	H
CHAPTER I INTRODUCTION.....	1
Inspiration	1
Purpose of Creation	2
Scope of Creation	2
Conceptual of Frame Work	3
Definition of Terms	4
CHAPTER II LITERATURE REVIEW	5
Field Data.....	5
Documentary Data	10
Theory.....	10
Influence from Visual Arts	11
CHAPTER III CREATIVITY METHODS	34
Collection and Analysis Data	34
Visual Arts Experimentation	35
Creation Process	35
Dissemination Process	43
CHAPTER IV RESULTS	44
Results of Data Analysis.....	44
Results of Creation	45
CHAPTER V CONCLUSION DISCUSSION AND RECOMMENDATION	57
Purpose of Creation	57

Conclusion	57
Discussion.....	58
Recommendation	59
REFERENCES	60
BIOGRAPHY	62



LIST OF FIGURES

	Page
Figure 1 Conceptual of Frame Work	4
Figure 2 Plastic waste on the beach 1	6
Figure 3 Plastic waste on the beach 2	6
Figure 4 Plastic waste on the beach 3	7
Figure 5 Plastic waste on the beach 4	7
Figure 6 Plastic waste in the city 1	8
Figure 7 Plastic waste in the city 2	8
Figure 8 Plastic waste in the city 3	9
Figure 9 Plastic waste in the city 4	9
Figure 10 Artist : Eduarado Srur	12
Figure 11 Artist : Chester Arnold	13
Figure 12 Title : Crawl	14
Figure 13 Title : Plastic waste	15
Figure 14 Title : The flower of life crisis 7	16
Figure 15 Title : The flower of life crisis 1	18
Figure 16 Title : The flower of life crisis 2	19
Figure 17 Title : The flower of life crisis 3	20
Figure 18 Title : The flower of life crisis 4	21
Figure 19 Title : The flower of life crisis 5	22
Figure 20 Title : The flower of life crisis 6	23
Figure 21 Title : The flower of life crisis 7	24
Figure 22 Title : The flower of life crisis 8	25
Figure 23 Title : The flower of life crisis 9	26
Figure 24 Title : The flower of life crisis 10	27
Figure 25 Title : The flower of life crisis 11	28
Figure 26 Title : The Paradise from Waste 1	30

Figure 27 Title : The Paradise from Waste 2.....	31
Figure 28 Title : The Paradise from Waste 3.....	32
Figure 29 Title : The Paradise from Waste 4.....	33
Figure 30 Sketch 1	36
Figure 31 Sketch 2	37
Figure 32 Sketch 3	37
Figure 33 Sketch 4	38
Figure 34 Sketch 5	38
Figure 35 Sketch 6	39
Figure 36 Sketch 7	39
Figure 37 Sketch 8	40
Figure 38 Canvas frame	41
Figure 39 Acrylic color 1	41
Figure 40 Acrylic color 2	42
Figure 41 Brushes	42
Figure 42 Trowels	43
Figure 43 Thesis work 1	45
Figure 44 Thesis work 2	46
Figure 45 Thesis work 3	47
Figure 46 Thesis work 4	48
Figure 47 Thesis work 5	49
Figure 48 Thesis work 6	50
Figure 49 Thesis work 7	51
Figure 50 Thesis work 8	52
Figure 51 Thesis work 9	53
Figure 52 Thesis work 10	54
Figure 53 Thesis work 11	55
Figure 54 Thesis work 12	56

CHAPTER I

INTRODUCTION

Inspiration

Along with the rapid development of life, the amount of waste discharged to the environment is increasing hourly. Waste appears everywhere. That is, where there are humans, there is waste.

All human activities can result in the waste and 50% of it is plastic waste, which takes hundreds to thousands of years to decompose naturally. In Vietnam, each family uses one kilogram of plastic bags every month. In big cities, every day about 80 tons of plastic waste is discharged into the environment, but only 10% of that huge amount is treated, the rest is buried or discharged directly into the environment.

Today's fast-paced life makes many people have the habit of using disposable plastic items because they are quick, convenient, and do not need to be cleaned. Plastics are cheap, eye-catching, and easily accessible, especially for young people. After having fun, they throw away a lot of plastic bottles, plastic bags, and fast food boxes on the crowded streets, making the collection and handling work difficult.

The above alarming situation leads to serious environmental damage. The consequence is terrible. Animals in nature can die when eating plastic waste, leading to ecological imbalance. Plastic waste releases dioxins, causing air pollution and cancer poisoning for humans when burnt. When plastics are buried in the ground, the soil cannot hold water, preventing oxygen and imposing adverse impacts to plants and microorganisms in the soil. When waste is thrown into the sea, they pollute water sources, destroy the water environment, and endanger harmful to marine life. Nowadays, it is easy to see plastic waste, water bottles, cans, plastic waste, plastic litter on the street or even giant waste dumps with countless different shapes and colors.

The work is inspired by the fact that plastic waste is rampant to replace and encroach on the beauty of the natural environment. The picture of piled-up waste

areas, the diversified colors, and the shapes of waste interwoven like a separate world created a new paradise of waste and pollution in today's modern life.

From this source of inspiration and emotion, visual artwork is created to convey the overwhelming emotion, stinging before pollution, and at the same time a satirical look at the crisis and the bad side evils of modern society.

Purpose of Creation

1. To study images of plastic bottles, plastic waste such as canned goods, fast food packaging with many colors and shapes to create works.

2. To create the visual arts which was painting on canvas that expressed via form huge pile of waste was used from acrylic colors and surface techniques combined with painting by brush which conveyed the painful emotions, the author's sarcastic look at the problems of life.

Scope of Creation

1. Content

Overwhelming emotions and diverse colors created an indeterminate space like a beautiful paradise hidden by the opposite reality, an issue of society.

2. Form

Plastic waste is discharged into the environment with many different shapes: sometimes it is distorted and sometimes it is crushed, stacked, or rolled. Dark colors are for the background space, while vibrant colors are outstanding from overlapping bottles and boxes.

3. Techniques

Using acrylic paint on canvas with vibrant colors contrasting strongly against the dark virtual space to represent an ambiguous concept. Liquid acrylic is used to create a dithering effect, overlapping layers of color with a trowel for various forms and dimensions for visual effects. Using a brush on a dry-colored background to evoke the look of plastic waste.

Conceptual of Frame Work

Along with the development of society, waste and environmental pollution are becoming a serious issue, especially plastic waste pollution, they are diverse, colorful and the quantity is getting more and more, everywhere I see plastic waste, I feel that they become beautiful, attractive and reflect the face of today's social life. That's why I want to call them heaven and also use it to name my thesis. Pictures of waste areas, disposable plastics are easily found on the street or in the city's huge waste collection areas. Using images of plastic bottles that are distorted, piled up, flipped in directions and interwoven colors on the background of a vague space with dark colors creates a strong contrast. At first glance, it feels like a new world, a beautiful and colorful paradise. The work is the author's painful feelings about a polluted environment, a separate paradise of overflowing waste which loses the beauty of nature and also is a warning about the current situation, the dark side of modernity in today's society.



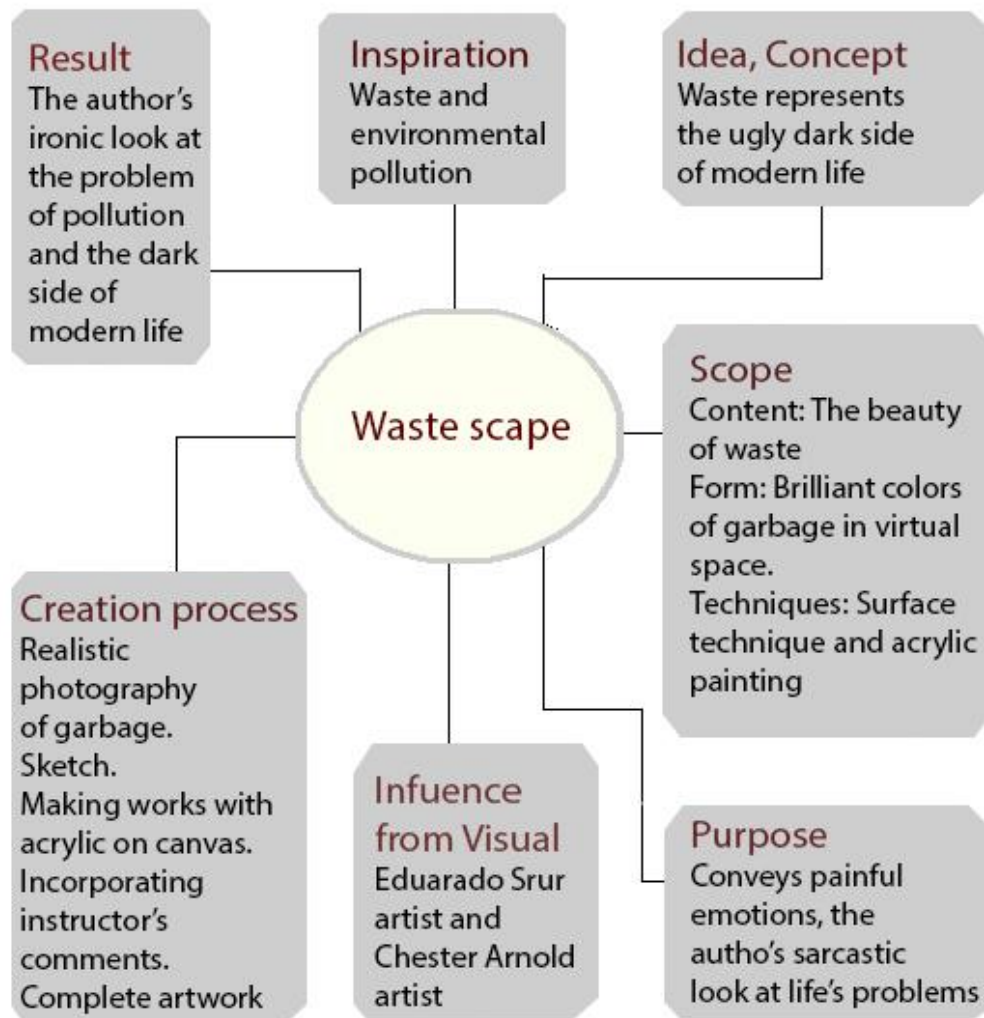


Figure 1 Conceptual of Frame Work

Definition of Terms

- .1Abstraction: Change, arrange and ignore the actual image of the waste with vivid lines and colors.
- .2Expressionism: Lines, strong color array drawn with emotional circuits conveying overwhelming.
3. Waste scape: Dirty messy place containing many things that are thrown away when they are no longer in use.

CHAPTER II

LITERATURE REVIEW

According to the purpose of the creation, this thesis study focuses on Waste scape. To support the study purpose, the framework of process is selected accordingly. This chapter reviews related literature, covering the following topics:

1. Field Data
2. Documentary Data
3. Theory
4. Influences from Visual Arts

Field Data

After years of living and studying in the city, I started to pay more attention to the environment, plastic waste and felt worried about its seriousness. The more developed the service industry, the more plastic waste. They exist along with humans as an inevitable part and reflect the reverse of the medal. That prompted me to exploit and create artworks for this thesis.

I took advantages of real photography combined with the internet, books, and magazines sources to capture the shapes, colors, lines of plastic waste. This also helps me to perceive the subjects more clearly.



Figure 2 Plastic waste on the beach 1
Duc Thanh Nguyen: 2021



Figure 3 Plastic waste on the beach 2
Duc Thanh Nguyen: 2021



Figure 4 Plastic waste on the beach 3

Duc Thanh Nguyen: 2021



Figure 5 Plastic waste on the beach 4

Duc Thanh Nguyen: 2021



Figure 6 Plastic waste in the city 1
Duc Thanh Nguyen: 2021



Figure 7 Plastic waste in the city 2
Duc Thanh Nguyen: 2021



Figure 8 Plastic waste in the city 3

Duc Thanh Nguyen: 2021



Figure 9 Plastic waste in the city 4

Duc Thanh Nguyen: 2021

Documentary Data

Every day we use a lot of products made from plastic because of its convenience. However, the lack of awareness has caused many consequences for the environment. A plastic bottle takes 100 to 1000 years to decompose. In fact, they are broken down into microscopic fibers and easily mixed into the food of people and animals. Nonetheless, the investment in plastic waste treatment machinery cannot catch up with the real situation.

An Phat Holdings (2020: Online) According to a report by the United Nations, every year the world generates about 300 million tons of plastic waste. But the treatment technique is ineffective and rusty, causing a rapid increase in the volume of plastic waste in the environment. Plastic waste is plastic products that have been used and discharged into the environment such as: plastic bags, plastic bottles, plastic straws, synthetic plastics, and so on. Plastic waste is discharged into the environment from various sources such as: domestic waste, industrial activities, waste from tourist areas, services, medical waste, imported goods and so on.

VOV (2018: Online) For many years, Da Nang City has set out many measures to collect plastic waste. However, plastic waste problems in seaside residential areas still occur. At fishing ports, boat locks, plastic bags, plastic bottles, and styrofoam containers of used seafood are dumped indiscriminately by many people who lack awareness. After each heavy rain, the seaside is filled with waste, plastic bags stuck in the sewers, causing white pollution. People seem to have to live with waste.

Theory

Lev Tolstoy defines art as a form of conveying emotions to others and reflecting human and social problems. According to Tolstoy, in order to properly understand art, we need to break the habit of seeing art as a tool for pleasure and an activity for creating beauty. Since beauty is a subjective concept, no objective criteria can be set to define what is art and where is art.

Beauty in art is expressive. A beautiful scene in nature does not contain in itself sentimental and emotion. It has only physical attributes, or is attributed to it by human subjective associations. As for beauty in art, it is a crystallization which contains the emotions of the authors and perceived by the viewers. “Beauty is in the eye of the beholder” (Kant, 1970).

Influence from Visual Arts

1. Visual Arts from Other Artists

1.1 Visual Arts from Eduarado Srur did not use paints to make the works. He used entirely plastic pieces of waste collected on the banks of polluted rivers then recreated the works of famous artists. The work *The Scream* reproduces from the original by the artist Edvard Munch, attracting viewers and as a panic before the problem of plastic pollution. “These works will last many centuries in human history, and so will the plastic that we are discharging in nature” (Eduarado Srur, 2021: Online).



Figure 10 Artist : Eduarado Srur

Title : The Scream

Size : 74 x 91 centimeter

Technique : Waste plastic collage

(Eduarado Srur, 2021: Online)

1.2 Visual Arts from Chester Arnold reflects the waste situation in the United States. Actually, a huge amount of industrial waste is not treated properly, the burning process produces polluting emissions and the rest is easily destroyed or drifted into the sea. The picture is an image of a giant waste ball. The image is modified compared to reality, showing the author's view of the bad situation. The artwork is a strong suggestion and motivation for me to refer the methods of shaping and perceiving the object on my own artwork (ART WORK FOR CHANGE : 2021)



Figure 11 Artist :Chester Arnold

Title : Sic Transit Gloria Mundi

Size : 195 x 229 centimeter

Technique : Painting

(ART WORKS FOR CHANGE, 2021: Online)

2. Visual Arts from Pre - Thesis

2.1 Pre – Thesis work 1

Concept: Difficulties of Labors

Form: Images of hand laborers, having difficult and impoverished conditions, unable to keep up with the rapid development of industry and having to do hard works.

Art style: Realism

Technique and the Result: Using acrylic background techniques to enrich the color and roughness of the surface, using oil paint to create shapes and details to complete the artwork.

Deep tones, rough surface combined with messy shabby scenes depicting the hardships and impoverished conditions.



Figure 12 Title : Crawl

Size : 120 x 100 centimeter

Technique : Painting

2.2 Pre – Thesis work 2

Concept: The reverse of the medal

Form: Using the image of used plastic bottles in a large number of overlaps.

Art style: Expressionism

Technique and the Result: Using acrylic surfacing techniques, using a trowel to create many cuts and rough edges of the surface, using oil paints to create shapes and details to complete the work.

Deep tones, rough surfaces combined with images of piled up plastic waste create rhythm and increase the seriousness of the concept.



Figure 13 Title : Plastic waste

Size : 120 x 100 centimeter

Technique : Painting

2.3 Pre – Thesis work 3

Concept: The beauty of crisis

Form: Using the image of plastic waste with an indeterminate shape

Art style: Abstract expressionism

Technique and the Result: Use free-falling diluted acrylic colors to create colorful dithers, use a trowel to create many cuts and rough edges of the surface, use oil paints to shape and drop details to complete the artwork.

Colorful and free-form plastic waste stands out against a dark background creating the effect of colorful flowers rising above the dark filth. It shows an ironic look that the beauty of nature is no longer there, but beauty from waste and the crisis of today's modern industrial life.



Figure 14 Title : The flower of life crisis 7

Size : 100 x 120 centimeter

Technique : Painting

The creative process is my feeling and viewpoint of the current situation, problems and consequences of development and modern life. Today's modern life is comfortable but hasty and chaotic. Besides the benefits, there are serious consequences for the future, especially the problem of plastic waste and environmental pollution. From that emotional circuit, I exploited it for this thesis.

3. Visual Arts of Thesis Proposal

3.1 Thesis Proposal work 1

- Idea/ Concept: The Beauty of Life Crisis.
- Form: The image of waste is hidden with many colorful shapes overlapping to form an image like brilliant flowers, standing out on a dark background.
- Technique: Create surface with acrylic color by painting trowel, spread liquid acrylic color to create colorful effects, dry the base layer with a dryer, use brush to shape and complete the artwork.
- Result: Colorful waste images, prominent shapes on the background. The lines of color evoke images of colorful flowers but are actually just trash. It's an implicit comparison. It can express the author's ironic view of the pollution problem and the dark sides of modern life.



Figure 15 Title : The flower of life crisis 1

Size : 100 x 120 centimeter

Technique : Painting



Figure 16 Title : The flower of life crisis 2

Size : 100 x 120 centimeter

Technique : Painting



Figure 17 Title : The flower of life crisis 3

Size : 100 x 120 centimeter

Technique : Painting



Figure 18 Title : The flower of life crisis 4

Size : 100 x 120 centimeter

Technique : Painting



Figure 19 Title : The flower of life crisis 5

Size : 100 x 120 centimeter

Technique : Painting



Figure 20 Title : The flower of life crisis 6

Size : 200 x 120 centimeter

Technique : Painting






Figure 21 Title : The flower of life crisis 7

Size : 100 x 120 centimeter

Technique : Painting



Figure 22 Title : The flower of life crisis 8

Size : 100 x 120 centimeter

Technique : Painting



Figure 23 Title : The flower of life crisis 9

Size : 100 x 120 centimeter

Technique : Painting



Figure 24 Title : The flower of life crisis 10

Size : 100 x 120 centimeter

Technique : Painting



Figure 25 Title : The flower of life crisis 11

Size : 100 x 120 centimeter

Technique : Painting

3.2 Thesis Proposal work 2

- Idea/ Concept: Waste scape.
- Form: The image of plastic waste is hidden with many colorful shapes overlapping to form an indeterminate shape, striking against the dark background.
- Technique: Create surface with acrylic color by painting trowel, spread liquid acrylic color to create colorful effects, dry the base layer with a dryer, use brush to shape and complete the artwork.
- Result: The image of waste is varied in many colors, striking shapes on the background. Interwoven multi-dimensional lines suggest an illusory world like a beautiful paradise, but it is actually waste. This is a consequence of industrial life. It can express the author's ironic look at the problem of pollution and the dark side of modern life.

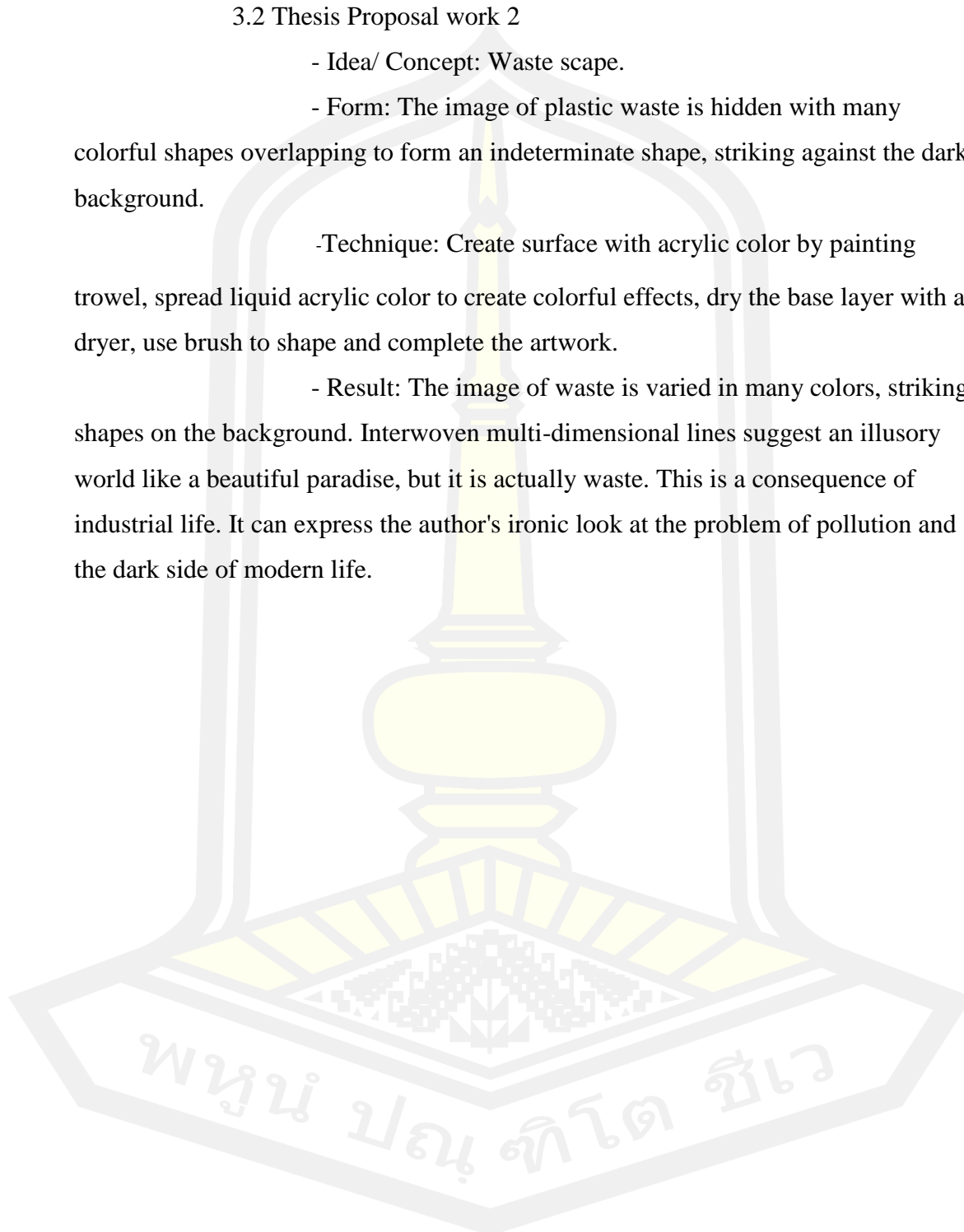




Figure 26 Title : The Paradise from Waste 1

Size : 100 x 120 centimeter

Technique : Painting

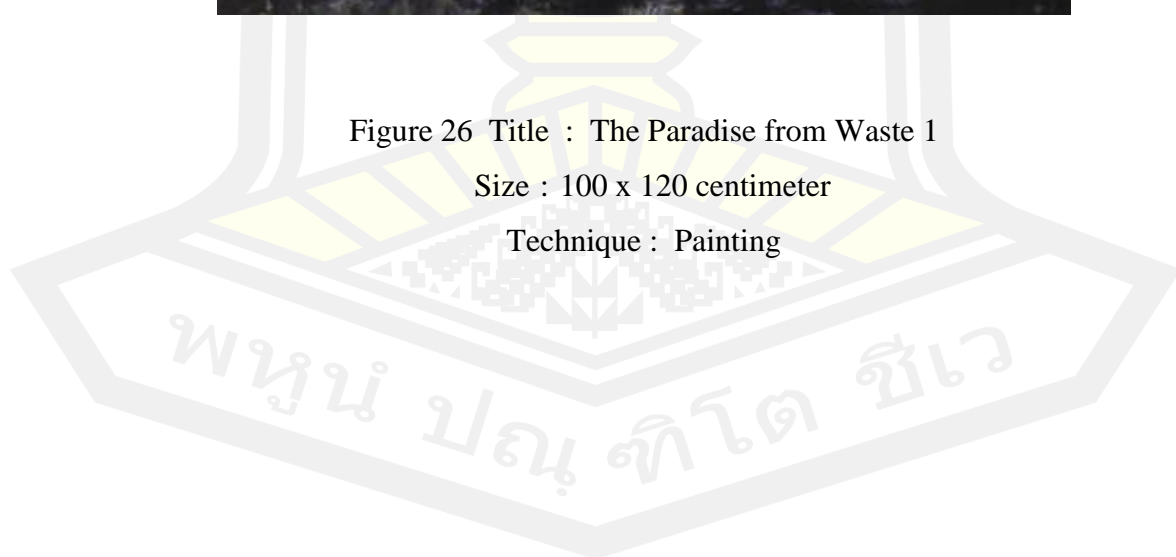




Figure 27 Title : The Paradise from Waste 2

Size : 100 x 120 centimeter

Technique : Painting

พหุ ประทีป ชีวะ



Figure 28 Title : The Paradise from Waste 3

Size : 100 x 120 centimeter

Technique : Painting



Figure 29 Title : The Paradise from Waste 4

Size : 100 x 120 centimeter

Technique : Painting

CHAPTER III

CREATIVITY METHODS

This chapter gives an outline of the study design and procedure. The procedure of the study concluded from chapter two and other frameworks which involve with *Wastescape*. This creation will be presented according to the following topics:

1. Collection and Analysis Data
2. Visual Arts Experimentation
3. Creation Process
4. Dissemination Process

Collection and Analysis Data

1. Data Collection

Waste appeared everywhere, so I chose to collect data by taking pictures in reality. Go to waste areas or waste dumps at the edge of residential areas, along rivers, along the coast to take pictures.

2. Data Analysis

2.1 Analysis of theme

Through this thesis, I use the image of waste to reflect the state of environmental pollution. At the same time, I would like to express my opinion and ironic look at the reality and consequences of modern life.

2.2 Analysis of form symbols

The artwork takes advantage of plastic waste pictures with many colors, represented by overlapping lines, interwoven in many dimensions. Many colors of them expressed the complexity and crisis behind the beauty outside of society.

The background of the artwork uses dark colors with faint line details representing the dark areas, problems, and existing painful realities.

2.3 Analysis of techniques

The artwork uses the acrylic paint technique on canvas. Brilliant acrylic colors are applied on the surface by flaking paint combined with painting trowel, adding water in the process for easy dilution and blend together, creating free-flowing cut lines to get the overall harmony, random color layout, and raised background.

After the base layer has dried, use a large brush to create a general shape and overall composition. In the process of using the pen, I combined it with water mist spray to match the colors and easily move the pen. The small brush is used for the final step to emphasize the image of plastic waste, which adjusts each area to clarify or blur the subject and complete the work.

Visual Arts Experimentation

The creative process uses liquid acrylic colors with vibrant tones to create the overall color scheme.

Step 1: Apply fresh acrylic color on canvas.

Step 2: Combine painting and drawing to get more color and various cuts, streaks, and lines to create roughness on the canvas surface.

Step 3: Spray water on some predefined locations to create a gradation effect, especially the outer edge of the artwork.

Step 4: Use a large brush to shape the work with acrylic colors.

Step 5: Use a brush to add color, adjust the color to emphasize the shape of the plastic waste to complete the work.

Creation Process

.1Sketches/ Model

From the collected material images to artwork, it is necessary to have sketches and ideas process. This process is to select the subjects and the methods to introduce it into the artwork.

Acrylic colors are used to create the basic color scheme and layout, from which to choose the appropriate shape and style.



Figure 30 Sketch 1






Figure 31 Sketch 2



Figure 32 Sketch 3



Figure 33 Sketch 4



Figure 34 Sketch 5



Figure 35 Sketch 6



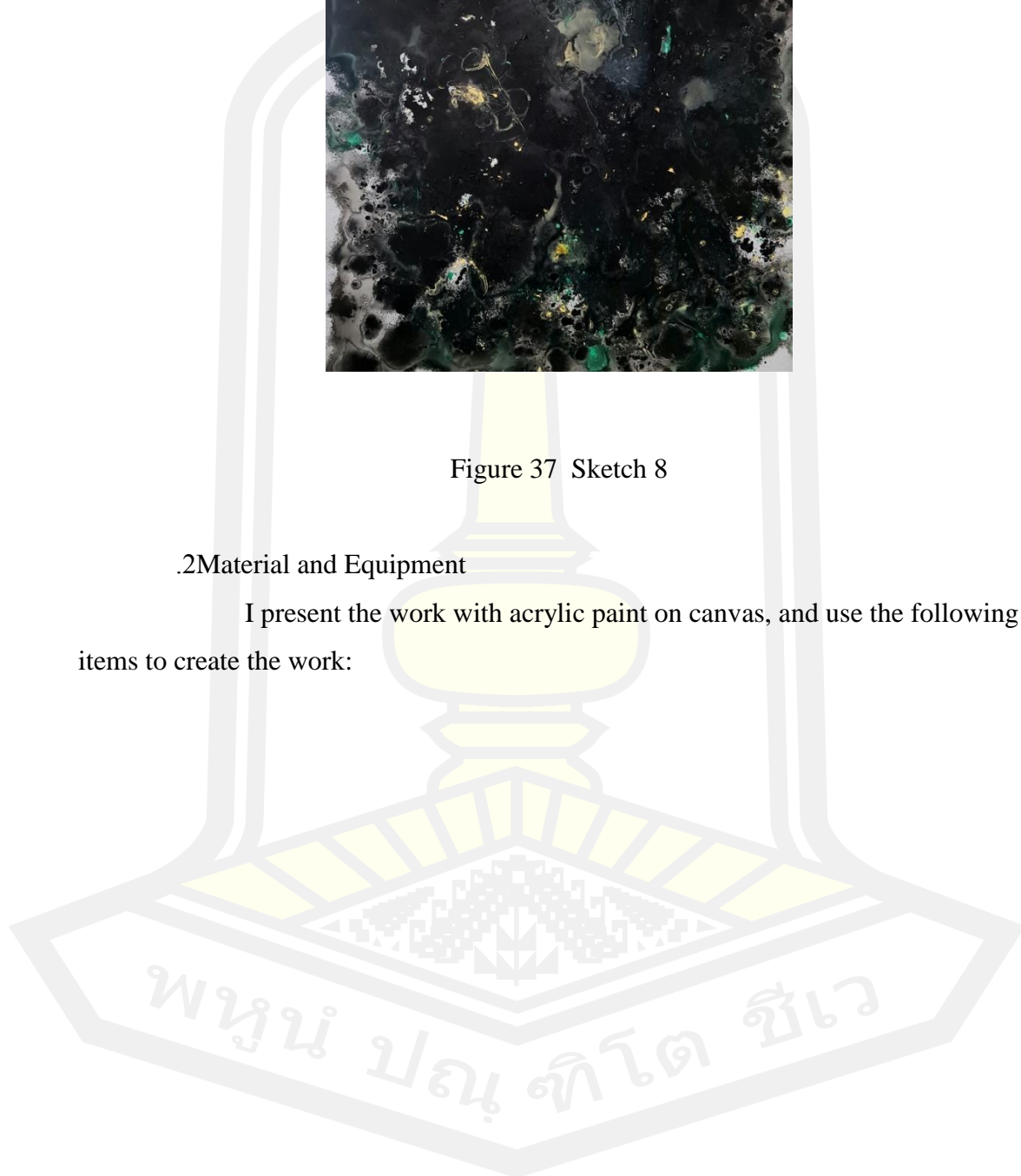
Figure 36 Sketch 7



Figure 37 Sketch 8

.2Material and Equipment

I present the work with acrylic paint on canvas, and use the following items to create the work:



-Canvas frame.



Figure 38 Canvas frame

-Acrylic color



Figure 39 Acrylic color 1



Figure 40 Acrylic color 2

-Brushes and trowels, etc.



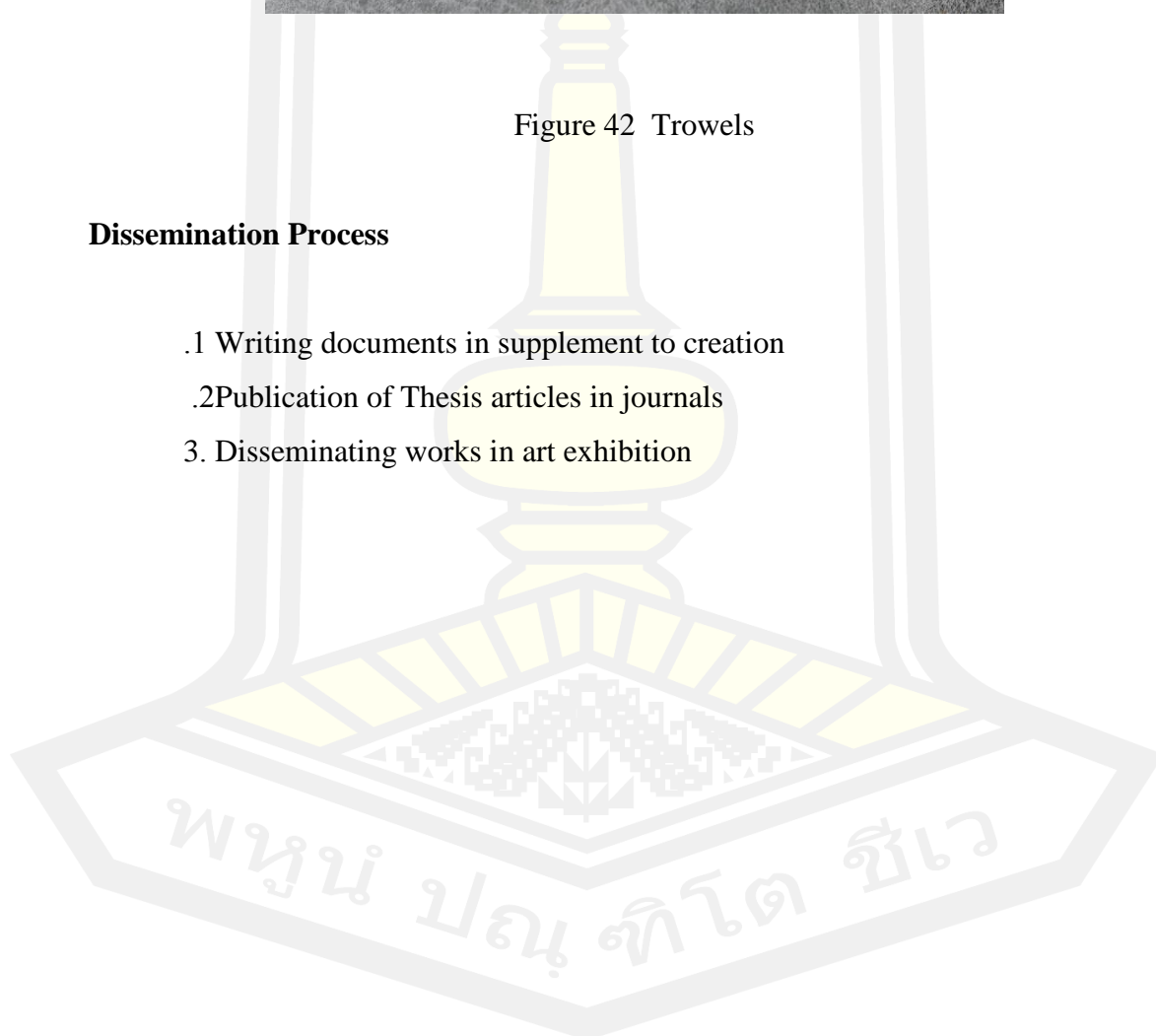
Figure 41 Brushes



Figure 42 Trowels

Dissemination Process

- .1 Writing documents in supplement to creation
- .2Publication of Thesis articles in journals
3. Disseminating works in art exhibition



CHAPTER IV

RESULTS

This chapter intends to *Wastescape*. The focus of this chapter is to illustrate to the results. Thus, the results are shown into the following topics:

1. Results of Data Analysis
2. Results of Creation

Results of Data Analysis

After collecting data through practice and through books and the internet, I realized that waste and environmental pollution are too terrible, which is a burning problem of the whole society. Waste has many types, shapes and designs, piled up in big, messy piles. The more modern life is, the more people's life develops, the more waste and pollution become heavier. I was surprised and hurt by the data i found.

Results of Creation

1. Thesis work 1

1.1 Idea /Concept: floating garbage that does not decompose and blends together to create interesting artistic shapes.

1.2 Form and Art style: plastic waste, dense floating bottles that cannot be decomposed in the sea are piled up and intertwined with each other.

1.3 The Results: waste is piled up, creating interesting visual effects of many colors, many layers and layers, giving the feeling of dense waste.



Figure 43 Thesis work 1

Title : Floating

Size : 180 x 120 centimètre

Technique : Acrylic painting

2. Thesis work 2

2.1 Idea /Concept: space is filled with garbage, color effects, combined lines like garbage stacked stretching.

2.2 Form and Art style: huge garbage dump made from countless small garbage particles, using color splash effects, blending lines like the chaos of emotions in front of the garbage scene.

2.3 The Results: works like overwhelming emotions, the chaos of emotions through drawings.

2.4 Progress: paint a larger scene, changing the perspective under the advice of Assistant Professor Suchat Sukna.



Figure 44 Thesis work 2

Title : Great chaos

Size : 180 x 120 centimètre

Technique : Acrylic painting

3. Thesis work 3

3.1 Idea /Concept: the scene is filled with garbage from above.

3.2 Form and Art style: countless garbage in a large space created by mixing color points and lines.

3.3 The Results: works like overwhelming emotions, the chaos of emotions through drawings.

3.4 Progress: paint a larger scene, changing the perspective under the advice of Assistant Professor Suchat Sukna. Keeps a bit of the shape of reality according to Assistant Professor Adool Booncham's mentoring comment.




Figure 45 Thesis work 3

Title : Great chaos 2

Size : 180 x 120 centimètre

Technique : Acrylic painting.

4. Thesis work 4

4.1 Idea /Concept: sprawling waste collection site

4.2 Form and Art style: the effect of sharpness, combining and blending colors of points

4.3 The Results: works like overwhelming emotions, the chaos of emotions through drawings.

4.4 Progress: changing the perspective under the advice of Assistant Professor Suchat Sukna.



Figure 46 Thesis work 4

Title : Great chaos 4

Size : 180 x 100 centimètre

Technique : Acrylic painting

5. Thesis work 5

5.1 Idea /Concept: plastic waste piled up, distorted, messy is the dark side of development.

5.2 Form and Art style: messy landfill created by lines with the design of plastic bottles and plastic materials.

5.3 The Results: dirty mess and pile up of garbage is the opposite problem and song survival with growth.

5.4 Progress: keep a bit of the shape of reality according to advisory board comments.



Figure 47 Thesis work 5

Title : The dark side of life

Size : 180 x 120 centimètre

Technique : Acrylic painting

6. Thesis work 6

6.1 Idea /Concept: messy garbage piled up like the chaos of modern life

6.2 Form and Art style: stacked waste bags, dithering and color mixing effects like the patchy waste.

6.3 The Results: dark filthy waste.

6.4 Progress: show filthy waste, garbage area not worth living as advised by Assistant Professor Adool Booncham.



Figure 48 Thesis work 6

Title : The dark side of life 2

Size : 180 x 100 centimètre

Technique : Acrylic painting

7. Thesis work 7

7.1 Idea /Concept: Colorful trash piles messy messy like the dark side of development.

7.2 Form and Art style: pile of colorful rubbish messy dirty.

7.3 The Results: dark filthy waste.

7.4 Progress: point out filthy garbage, garbage not worth living on advisory board, use visual effects but keep the garbage shape a bit.




Figure 49 Thesis work 7

Title : The painful problems of life

Size : 180 x 100 centimètre

Technique : Acrylic painting

8. Thesis work 8

8.1 Idea /Concept: Colorful trash piles messy messy like the dark side of development.

8.2 Form and Art style: landfill crushed disturbance.

8.3 The Results: messy colorful background like the chaotic dark side of fast and pragmatic modern life.

8.4 Progress: show dirty mess with artistic tones.




Figure 50 Thesis work 8

Title : The painful problems of life 2

Size : 180 x 100 centimètre

Technique : Acrylic painting

9. Thesis work 9

9.1 Idea /Concept: scene of floating garbage invading the ocean, the environment gradually changes color from clear to dirty.

9.2 Form and Art style: waste floating on the water.

9.3 The Results: The panorama of water pollution seen from above reflects the painful situation.

9.4 Progress: change different perspectives according to the advice of the advisory board.



Figure 51 Thesis work 9

Title : The painful problems of life 3

Size : 180 x 100 centimètre

Technique : Acrylic painting

10. Thesis work 10

10.1 Idea /Concept: waste piled up in clutter contrasts the glitz of modern life.

10.2 Form and Art style: The array of colors and lines intertwine like industrial waste piled up.

10.3 The Results: The scene of trash and ruin contrasts with the modern beauty of the city.

10.4 Progress: show dirty mess with artistic tones.



Figure 52 Thesis work 10

Title : Dark corner of the city

Size : 180 x 100 centimètre

Technique : Acrylic painting

11. Thesis work 11

11.1 Idea /Concept: Non-biodegradable plastic and nylon waste mixes into the environment like a burning problem that can't be stopped.

11.2 Form and Art style: waste debris a lot and floating.

11.3 The Results: visual elements from contours like the unsolvable persistence of a painful problem.

11.4 Progress: find different perspectives according to the advice of the advisory board.



Figure 53 Thesis work 11

Title : Painful problems of life

Size : 180 x 100 centimètre

Technique : Acrylic painting

Thesis work 12

12.1 Idea /Concept: The chaos and spread of plastic waste is a painful problem.

12.2 Form and Art style: Plastic bottles are piled up indiscriminately with an extremely large number, lines and colors suggest a messy scene.

12.3 The Results: The visual elements create a superimposed chaos, although it is colorful, it is dirty and painful inside like modern life.

12.4 Progress: using visual elements that are artistic lines and colors while highlighting the old filth of garbage.




Figure 54 Thesis work 12

Title : Painful problems of life 2

Size : 180 x 100 centimètre

Technique : Acrylic painting

CHAPTER V

CONCLUSION DISCUSSION AND RECOMMENDATION

This chapter examines the extent to which the study problems have been resolution by the work, study and how the findings add to the existent literature. Conclusion about the creation purposes and the creation resolution are drawn based on the results findings. It will be presented according to the following topics:

- .1 Purpose of Creation
- .2 Conclusion
- .3 Discussion
- .4 Recommendation

Purpose of Creation

1. To study images of plastic bottles, plastic waste such as canned goods, fast food packaging with many colors and shapes to create works.

2. To create the visual arts which was painting that expressed via form huge pile of waste was used from acrylic colors and surface techniques combined with painting by brush which conveyed the painful emotions, the author's sarcastic look at the problems of life.

Conclusion

This visual arts creation thesis Wastescape will be presented the conclusion according to the following topics:

1. Results of Data Analysis

I realized that waste and environmental pollution are too terrible, which is a burning problem of the whole society. The more modern life is, the more people's life develops, the more waste and pollution become heavier.

2. Results of Creation

From the inspiration of garbage, a series of works are created and gradually perfected with the advice of teachers and experts, the work uses visual elements such as lines and colors to convey the emotion of surprise. of the author before environmental problems, satirical attitude in front of the ugly side of modern society.

Discussion

The result of creation was discovered which indicated

1. Results of Data Analysis

The data showing the huge amount of waste generated every day, the reality of life being exposed has given me a strong inspiration. Works created by visual elements such as lines, colors, and rhythms stemming from the inner emotional circuitry are essential that I have learned.

2. Results of Creation

Through the creative process, I realize that artwork needs to convey and touch issues of people and society, and at the same time identify beauty as a subjective factor and from an individual's point of view. According to Tolstoy, in order to properly understand art, we need to break the habit of seeing art as a tool for entertainment and an activity for creating beauty. Beauty in art contains the emotions and enthusiasm of the creator and is felt by the viewer. According to Kant, beauty depends on the viewer, the object.

3. The new finding/ the new knowledge

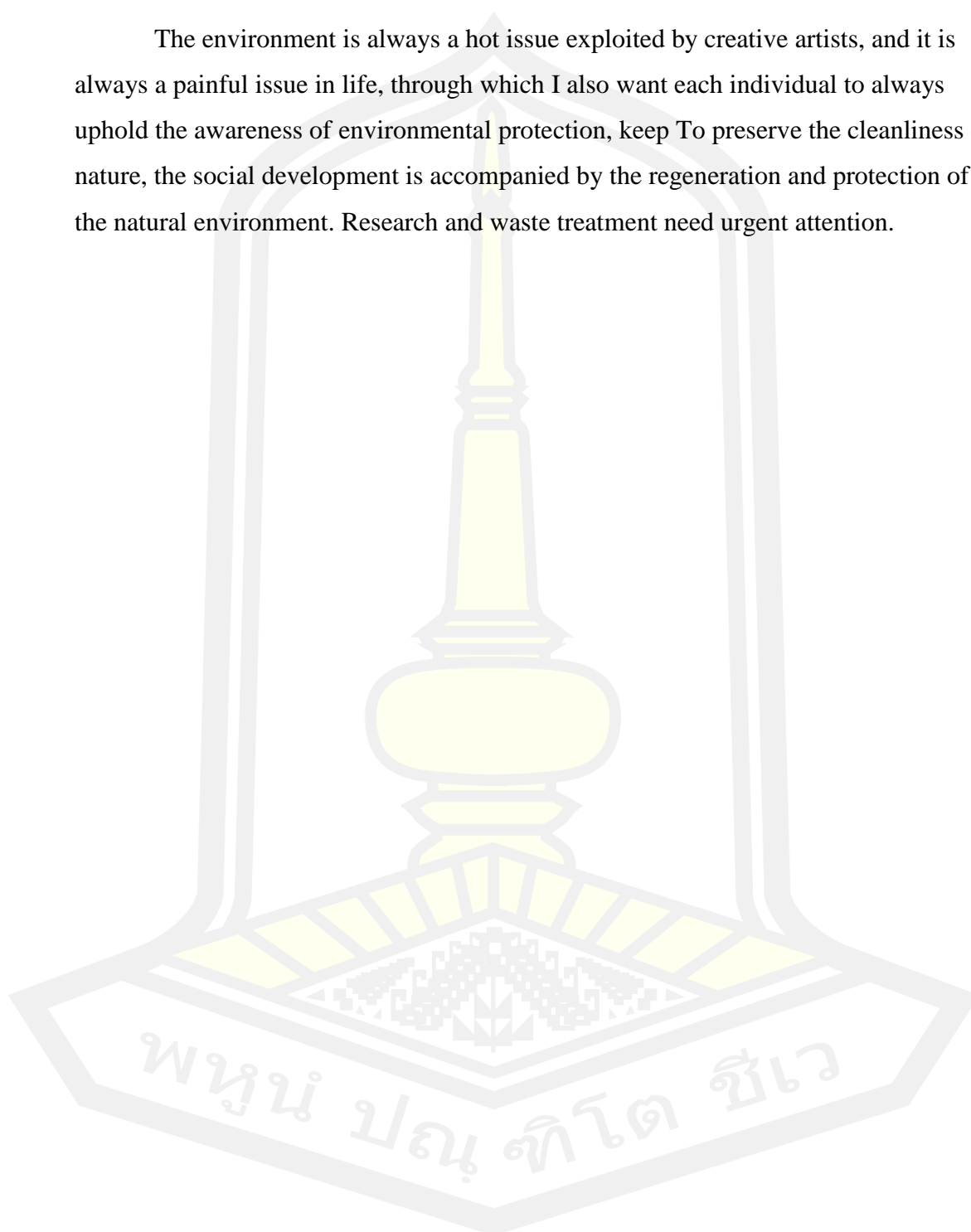
I feel that my creative work uses visual elements such as lines, color patches, and tones mainly to express emotions, not to use too obvious garbage images. Random color elements and effects are used.

4. The effects or reaction on social or technical field


This series of works is my surprise and satirical attitude about the problem of pollution and the bad side of modern society. Since then, I also hope that the works will contribute to reminding each individual's consciousness to respect the protection of the natural environment and the pure beauty of nature.

Recommendation

The environment is always a hot issue exploited by creative artists, and it is always a painful issue in life, through which I also want each individual to always uphold the awareness of environmental protection, keep To preserve the cleanliness of nature, the social development is accompanied by the regeneration and protection of the natural environment. Research and waste treatment need urgent attention.



REFERENCES



REFERENCES

- AN PHAT Holding. (2020). *Plastic waste - The current problem of plastic waste pollution*. (Online), Available from: <https://anphatholdings.com/hoat-dong-moi-truong/rac-thai-tu-nhua-van-de-rac-thai-nhua-o-nhiem-hien-nay.html/> (accessed 5 October 2021). (In Vietnamese).
- ART WORK FOR CHANGE. (2021). *Chester Arnold*. (Online), Available from: <https://www.artworksforchange.org/portfolio/chester-arnold/> (accessed 8 October 2021).
- Nhan Dan. (2021). *Recreate works of art from plastic waste*. (Online), Available from: <https://nhandan.vn/moi-truong/tai-cao-cac-tac-pham-nghe-thuat-tu-rac-nhua-648841/> (accessed 8 October 2021). (In Vietnamese).
- TATE. (2021). *Abstract Expressionism*. (Online), Available from: <https://www.tate.org.uk/art/art-terms/a/abstract-expressionism> (accessed 5 October 2021).
- VOV. (2018). *Da Nang faces the challenge of "white" pollution from plastic waste*. (Online), Available from: <https://vov.vn/xa-hoi/da-nang-dung-truoc-thach-thuc-o-nhiem-trang-tu-rac-thai-nhua-825091.vov/> (accessed 5 October 2021). (In Vietnamese).
- Wikipedia. (2021). *Paradise*. (Online), Available from: https://vi.wikipedia.org/wiki/V%C6%B0%E1%BB%9Dn_c%E1%BB%B1c_1%E1%BA%A1c (accessed 2 October 2021). (In Vietnamese).

BIOGRAPHY

NAME Duc Thanh Nguyen

DATE OF BIRTH September 6, 1994

PLACE OF BIRTH Vietnam

ADDRESS 23 Hoang Ngoc Phach Street, Cam Le District,
Danang City, Vietnam

POSITION Student

EDUCATION

2018	Bachelor of Interior Design Danang Architecture University
2022	Master of Fine Arts (M.F.A.) Program in Visual Arts Faculty of Fine-Applied Arts and Cultural Science, Mahasarakham University

